



UT MARTIN SKYHAWKS

2013 SOFTBALL

2013 UT MARTIN ROSTER



Kenzi Tate
So. • P/3B • Opdyke, Ill.



Katie Reiff
Sr. • SS/2B • Monticello, Ind.



Samantha McClure
So. • Utl. • Georgetown, Ind.



Morgan Lewis
Jr. • P/Utl. • Indianapolis, Ind.



Kelsey Dixon
So. • OF • O'Fallon, Mo.



Stephanie Nidiffer
Jr. • 3B/1B • Nashville, Tenn.



Autumn Glenn
Fr. • P/Utl. • Covington, Tenn.



Casey Vincent
So. • P/1B • Hillboro, Tenn.



Kayla Wade
Jr. • OF • Swansea, Ill.



Kristen Lackey
Jr. • OF • Savannah, Tenn.



Lindsey Feigl
So. • Utl. • Chesterfield, Mo.



Deven Wilson
Fr. • C • Eva, Tenn.



Becca Williams
Sr. • OF • Murfreesboro, Tenn.



Rachel Scrum
Fr. • Utl. • Maryville, Ill.



Jessie Britt
Fr. • Utl. • Indianapolis, Ind.



Mikala Torrence
Fr. • OF • Desoto, Mo.



Lydia Biggerstaff
Jr. • 1B • Nashville, Tenn.



Lauren Smith
So. • 1B/C • O'Fallon, Ill.



Leah Taylor
Sr. • OF • Brownsville, Tenn.

On Deck

Inside the 2013 UT Martin Softball Media Guide

Starting Lineup

"A Season to Remember"	4-5
Quick facts	6
Media Information	7
Bettye Giles Field	8-9
Skyhawk Park	10-11
Roster	12

Meet The Skyhawks

The Returners	14-41
The Newcomers	42-44

Coaching Staff

Head Coach Donley Canary	46-47
Assistant Coach Sarah Daws	48
Assistant Coach Daniel Farmer	49
Support Staff	50

2013 Season Preview

Looking at the 2013 Season	52-53
2013 Calendar Schedule	54
Position-by-Position Breakdown	55
Tournament Schedule	57
Opponent Profiles	58-69
Travel Schedule	70

2012 Season Review

Season Recap	72
Overall Statistics	73
Ohio Valley Conference Statistics	74
Season Results	75
Conference Recap	76

Record Book

Skyhawks of Distinction	78-79
Yearly Stat Leaders	80
Record Books	81-83
All-Time Roster	84
All-Time Results	85-91
Yearly Records	92-95

This is UT Martin

Skyhawk Athletics	96-101
Martin and Northwest Tennessee	102-103
This is UT Martin	104-116
Ohio Valley Conference	117
Skyhawk Athletic Staff	118



Leah Taylor

Reigning OVC Player of the Year, Leah Taylor, raked in the accolades in 2012 being named National Fastpitch Coaches Association (NFCA) All-America Scholar-Athlete, Ohio Valley Conference Scholar-Athlete, OVC Medal of Honor recipient, Easton Fastpitch All-American, CoSIDA Capital One Academic All-American and NFCA Division I All-Region member. Taylor hit .385 with seven home runs and 34 RBI and set UT Martin records in single-season steals (37) and triples (10).

CREDITS The 2013 UT Martin Softball Media Guide is produced by The University of Tennessee at Martin Sports Information office, a division of The University of Tennessee at Martin Athletic Department. The guide was designed and edited by Alex Boggis. Cover artwork, primary layout and design by Alex Boggis. Photography provided by Trevor Ruszkowski of the UT Martin office of University Relations and special contributions from Vikki Williams. Special assistance provided by Joe Lofaro, Ryne Rickman, Samantha Hargrove and Zac Cleaver.

The University of Tennessee at Martin does not discriminate on the basis of race, sex, color, religion, national origin, age, disability or veteran status in provision of educational opportunities or employment opportunities and benefits. UT Martin does not discriminate on the basis of sex or disability in the education programs and activities which it operates, pursuant to requirements of Title VI of the Civil Rights Act of 1964 as codified in 42 U.S.C. 2000D; Title IX of the Educational Amendments of 1972, Public Law 92 318; Section 504 of the Rehabilitation Act of 1973, Public Law 93-112; the Americans with Disabilities Act of 1990, Public Law 101-336; and the Age Discrimination in Employment Act. This policy extends to both employment by and admission to the university. Inquiries concerning Title VI, Title IX, Section 504, the Americans with Disabilities Act, and the Age Discrimination in Employment Act should be directed to the Office of Equity and Diversity, 240 Gooch Hall, UT Martin, Martin, TN 38238-5002, 731-881-7202. Charges of violation of the above policy also should be directed to the Equity and Diversity Officer. E05-0416-00-014-13.

STARTING
LINEUPSKYHAWK
ROSTERCOACHING
STAFF2013
SEASON
PREVIEW2012
REVIEWRECORD
BOOKTHIS
IS
UT
MARTIN

SKYHAWK SOFTBALL



2012 SKYHAWK SOFTBALL

"A SEASON TO REMEMBER"

UT Martin junior Kayla Wade knew she had to run her fastest if she was going to score from first base on a double against Georgia Tech in the NCAA Regional Softball Tournament at Tuscaloosa, Ala.

Wade scored, but that was the only run the Skyhawks could muster against Georgia Tech. UT Martin finished the 2012 season with a 39-22 record, their second NCAA Regional appearance in four years, their second Ohio Valley Conference Tournament crown in four years and their second OVC regular season title in three years.

If the team accolades weren't enough to brag about, several individuals garnered enough hardware to fill a couple of trophy cases. Head coach Donley Canary claimed his second OVC Coach of the Year trophy, Chelsea Jones was named OVC Pitcher of the Year; and Leah Taylor was named OVC Player of the Year. Jones, Taylor, Jenny Bain and Lauren "G" Smith grabbed first-team All-OVC hardware, while Wade was a second-team selection. Smith and left-handed pitcher Casey Vincent picked up OVC All-Newcomer medals.

Jones, Wade and Becca Williams added OVC All-Tournament medals to their hardware collection.

"The best thing about last season was playing Alabama in Alabama," Williams said. "That place was crazy."

The Skyhawks opened the NCAA Tournament with a 5-1 loss to defending national champion Alabama. Senior Erica Duke hit a solo home run in the game.

The Skyhawks claimed a berth in the NCAA Regional by winning the OVC Tournament at Bettye Giles Field. The host Skyhawks opened the tournament with a 7-1 victory over Murray State and then knocked off Tennessee Tech 6-2, but the Golden Eagles earned revenge in the next game with a 3-1 victory. The Skyhawks grabbed the NCAA ticket with a 3-1 victory over Tech in the championship game. Jones, the Skyhawks' workhorse, went 3-1 in the tournament, and claimed the postseason party's Most Valuable Player honor.

The Skyhawks finished the regular season with a 23-6 won-loss record and swept seven league series, losing series against Murray State and Jacksonville State.

The non-conference slate was no walk in the park as the Skyhawks tuned up for the OVC with tournament appearances at Southeastern Louisiana, Florida Gulf Coast and the Frost Classic in Chattanooga. The team also played perennial powers Arkansas and SIU before finishing up with a 16-16 non-conference slate.

When the dust settled, three names were etched throughout the record book – Leah Taylor, Jenny Bain and Lauren "G" Smith.

Taylor led the team with a .385 batting average, 61 runs scored, 32 total bases, a .630 slugging percentage, 77 hits, 37 stolen bases and 10 triples.

Bain led the team with 15 doubles and 54 RBI, while Smith led the team with nine home runs and 35 walks.

"I wouldn't change a thing about last season, not even our losses," Williams said.

Canary said his 2012 team had balance. "We had offense, we played defense and our pitchers came through for us. "I am proud of our kids. They played hard; they left it all on the ball field.

"The seniors left a real good mark for our freshmen to shoot for by winning over 160 ballgames in the last four years," Canary said.





JOE LOFARO
Sports Information
Director



RYNE RICKMAN
Sports Information
Assistant



ALEX BOGGIS
Sports Information
Graduate Assistant

JOE LOFARO

(Football, Women's Basketball, Softball, Volleyball, Golf, Equestrian, Rodeo)
Sports Information Director
Office Phone: 731-881-7632
Cell Phone: 731-514-2905
E-Mail: jlofaro@utm.edu

RYNE RICKMAN

(Men's Basketball, Baseball, Soccer, Volleyball, Cross Country, Tennis, Rifle)
Sports Information Assistant
Office Phone: 731-881-7632
Cell Phone: 270-703-2601
E-Mail: rrickman@utm.edu

ALEX BOGGIS

(Secondary contact for all sports)
Sports Information Graduate Assistant
Office Phone: 731-881-7632

Cell Phone: 618-357-1536
E-Mail: daboggis@utm.edu

Office Fax: 731-881-7624
Web Site: www.utmsports.com

Mailing Address:
UT Martin Sports Information
1022 Elam Center
Martin, TN 38238

SKYHAWKS ON THE WEB

A wealth of resources for the UT Martin Athletics Department can be found at www.utmsports.com. The site features updated schedules, rosters, player information, scores and statistics.

SKYHAWKS IN PRINT

The name of our institution is The University of Tennessee at Martin and if abbreviated, should be referred to as UT Martin. The University of Tennessee at Martin should be used as the first reference in a news story. UT Martin should be used in subsequent references and UTM is acceptable in headlines. Tennessee-Martin, UT-Martin, UT or Martin should never be used. The description Skyhawks should be used to represent all UT Martin athletic teams. Lady-Skyhawks or Hawks should never be used.

UNIVERSITY INFORMATION

Location Martin, Tenn.
Founded 1900; Senior College, 1951
Enrollment 7,943
Nickname Skyhawks
Colors Navy Blue & Orange
Affiliation NCAA Division I
Conference Ohio Valley
Chancellor Tom Rakes
Athletics Director Phil Dane
Athletics Office 731-881-7660
Assistant AD/SWA Danelle Fabianich

COACHING STAFF

Head Coach Donley Canary
Alma Mater Tennessee Tech, 1978
Career Record 370-269-1 (11th Season)
Record at UT Martin 370-269-1 (11th Season)
E-mail dcanary@utm.edu
Office Phone 731-881-7162
Assistant Coaches Sarah Daws (UT Martin, 2003)
..... Daniel Farmer (UT Martin, 2010)
Graduate Assistant . Ashley Archer (Morehead State, 2010)
Athletic Trainer Katherine Malik

TEAM INFORMATION

2012 Overall Record 39-22
2012 Conference Record/Finish 23-6/1st
Postseason OVC Tourney Champs/NCAA Alabama Regional
Home 18-3
Away 11-10
Neutral 10-7
Letterwinners Returning/Lost 15/4
Position Starters Returning/Lost 6/2
Pitching Starters Returning/Lost 3/1
Newcomers 5

PROGRAM HISTORY

First Year of Softball 1985
All-Time Record 621-583-4
All-Time Bettye Giles Field 195-138-2
All-Time OVC Record 203-201

SPORTS INFORMATION

Softball Contact Joe Lofaro
E-mail jlofaro@utm.edu
Office Phone 731-881-7632
Office Fax 731-881-7624
Cell Phone 731-514-2905
Secondary Softball Contact Alex Boggis
E-mail daboggis@utm.edu
Office Phone 731-881-7694
Website www.utmsports.com

CREDENTIAL REQUESTS

Requests for season or single-game working media credentials may be made through Joe Lofaro and the Sports Information Office by e-mail or fax [(731) 881-7624] on official letterhead, at least 24 hours in advance. Passes may be picked up in advance at the Sports Information Office.

COVERING PRACTICE

Practice is open to the media and the public. Please contact Joe Lofaro in the Sports Information Office at least three days in advance to arrange player or coach feature interviews. If you plan to cover practice, please contact the Sports Information Office on a daily basis to check about changes in the schedule.

PLAYER AND COACH INTERVIEWS

Media wishing to interview the coaches or players are encouraged to set up interviews in advance with the Athletic Communications Office. Generally the best time to conduct an interview is after practice. Coach Donley Canary and the players are also available for phone interviews. The Sports Information Office will assist with all such requests.

PRESS BOX

The Bettye Giles Field Press Box is located above the spectator seating area behind home plate. Press box seating space is limited so credentialed working media only will be permitted in the press box during games. Children and spectators will not be permitted in the Bettye Giles Field Press Box.

PRESS AREA SERVICES

The press area is located in the Bettye Giles Field Press Box. Media information including game notes and game day score cards will be available in this area. Upon request phone lines can be made available.

STATISTICAL SERVICES

Services provided include statistics generated from the STATCREW computer statistics program. Wireless internet is not currently available in the Bettye Giles Field Press Box.

PHOTOGRAPHER CREDENTIALS

Credentials will be issued only to accredited photographers or those individuals on special assignment. Credentials should be requested at least one week in advance from Joe Lofaro in UT Martin Sports Information office. During regular season games, work areas include areas along both the first and third base foul lines, beyond the bases. Photographers are also allowed to shoot from any area outside the fence that does not interfere with play of the game.

RADIO

Requests to broadcast must be made in advance at the earliest possible date to receive permission. Stations are responsible for contacting the Sports Information Office for use of the phone line in the Bettye Giles Field Press Box.

MEDIA PARKING

Parking space is limited. The media must request parking access along with other credential requests. Media coverage on a regular basis will insure first priority in the upper parking lot located adjacent to the Kathleen and Tom Elam Center.

DIRECTIONS TO BETTYE GILES FIELD

From I-24 East (Paducah, Ky.)

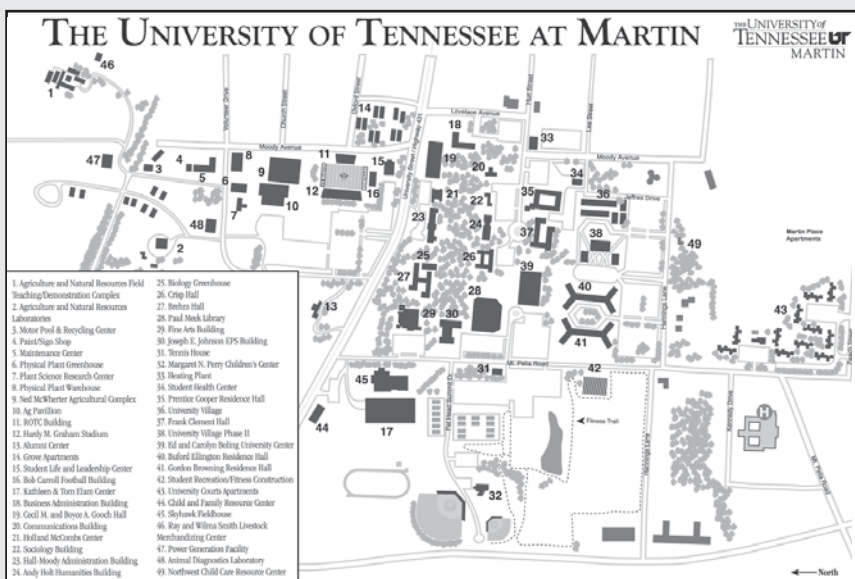
Take Exit 7 (Mayfield/Paducah) to Hwy. 45 South toward Mayfield. At Mayfield, turn right on Purchase Parkway (Fulton, Ky. Exit 121). At Fulton, follow Hwy. 45E South Bypass to Martin. Turn right onto University Street and continue on to the intersection of Mt. Pelia road. Turn left on to Mt. Pelia Road, then make the first right at Pat Head Summit Drive. Bettye Giles Field will be at the end of Pat Head Summit Drive.

From I-40 West (Nashville, Tenn.)

Take Exit 108 North (Parker's Crossroads) to Highway 22. Follow Highway 22 to Martin. Exit onto Skyhawk Parkway and turn right at the first traffic light onto University Street. Make a right at the first traffic light on to Mt. Pelia Drive, then make the first right at Pat Head Summit Drive. Bettye Giles Field will be at the end of Pat Head Summit Drive.

From I-40 East (Memphis, Tenn.)

Take Exit 80-B North to Highway 45 By-pass. Follow Highway 45E (Milan Exit) to Martin. Exit onto Skyhawk Parkway and turn right at the first traffic light onto University Street. Make a right at the first traffic light on to Mt. Pelia Drive, then make the first right at Pat Head Summit Drive. Bettye Giles Field will be at the end of Pat Head Summit Drive.



BETTYE GILES FIELD





In 1996 The University of Tennessee at Martin softball team enjoyed its first season at its new on-campus facility, Bettye Giles Field. Dedicated April 13, 1996, the softball facility is one of the latest projects for Ms. Giles, who has been a part of the UT Martin faculty since 1952. Giles was a driving force behind almost every program relating to women's athletics at UT Martin today. She served as women's athletics director for 25 years and was an integral part of making UT Martin a pioneer for intercollegiate women's athletics.

Bettye Giles Field is 190 feet down each line and 220 feet to straight away centerfield. Since 1996 the Skyhawk program has added new field lights, stadium bleacher seating, state-of-the-art hitting facility, concession stand and press box to Bettye Giles Field.

Bettye Giles Field has provided a distinct home field advantage for the Skyhawks, amassing a record of 195-138-2. Bettye Giles Field also played host to the Ohio Valley Conference Tournament in 1999, 2010 and 2012.



SKYHAWK PARK



The Skyhawk Baseball/Softball Fieldhouse is a 7,000-square-foot building for the Skyhawks baseball and softball programs. The building is located at the west end of Pat Summitt Drive on the north side (the baseball side) of the street.



The Athletic Fieldhouse includes offices, equipment storage, locker rooms, showers, team meeting space, and laundry facilities for both baseball and softball programs. In addition, the east end of the building includes public restrooms and a concession stand. There is limited amount of new parking, an entry feature for Skyhawk Park and additional perimeter fencing. Both fields now have lighting and new grandstands.



NUMERICAL ROSTER

No.	Name	Pos.	B/T	Ht.	Yr.	Hometown (Previous School)
1	Kenzi Tate	P/3B	R/R	5-7	So.	Opdyke, Ill. (Mount Vernon HS)
2	Katie Reiff	SS/2B	R/R	5-7	Sr.	Monticello, Ind. (Lake Land CC)
3	Samantha McClure	2B	R/R	5-7	So.	Georgetown, Ind. (Floyd Central HS)
4	Morgan Lewis	P/Util.	R/R	5-9	Jr.	Indianapolis, Tenn. (Lutheran HS)
5	Kelsey Dixon	OF	L/R	5-3	So.	O'Fallon, Mo. (Fort Zumwalt West HS)
6	Stephanie Nidiffer	3B/1B	R/R	5-8	Jr.	Joelton, Tenn. (Goodpasture Christian)
7	Autumn Glenn	P/Util.	R/R	6-0	Fr.	Covington, Tenn. (Covington HS)
8	Casey Vincent	P/1B	L/L	5-9	So.	Hillsboro, Tenn. (Coffee County HS)
9	Kayla Wade	OF	L/R	5-7	Jr.	Swansea, Ill. (Belleville East HS)
11	Kristen Lackey	OF	R/R	5-5	Jr.	Savannah, Tenn. (Hardin County HS)
12	Lindsey Feigl	Util.	R/R	5-7	So.	Chesterfield, Mo. (Parkway Central HS)
13	Deven Wilson	C	R/R	5-10	Fr.	Eva, Tenn. (Camden Central HS)
15	Becca Williams	OF	R/R	5-8	Sr.	Murfreesboro, Tenn. (Siegel HS)
17	Rachel Scrum	Util.	R/R	5-8	Fr.	Maryville, Ill. (Collinsville HS)
21	Jessie Britt	Util.	R/R	5-7	Fr.	Indianapolis, Ind. (Ben Davis HS)
22	Mikala Torrence	OF	R/L	5-6	Fr.	Desoto, Mo. (Hillsboro HS)
23	Lydia Biggerstaff	1B	R/R	5-10	Jr.	Nashville, Tenn. (David Lipscomb HS)
24	Lauren Smith	1B/C	R/R	5-9	So.	O'Fallon, Ill. (O'Fallon HS)
32	Leah Taylor	OF	R/R	5-8	Sr.	Brownsville, Tenn. (Haywood County HS)

COACHING STAFF

Head Coach:	Donley Canary (Tennessee Tech, 1978)
Assistant Coach:	Sarah Daws (UT Martin, 2005)
Graduate Assistant:	Ashley Archer (Morehead State, 2010)
Volunteer Assistant:	Daniel Farmer (UT Martin, 2010)
Athletic Trainer:	Katherine Malik

12th season

Sixth season

First season

Third season

BY BATTING HAND

Right (15): Reiff, McClure, Lewis, Nidiffer, Glenn, Lackey, Feigl, Wilson, Williams, Scrum, Britt, Biggerstaff, Smith, Tate, Taylor

Left (3): Dixon, Vincent, Wade

BY THROWING HAND

Right (17): Reiff, McClure, Lewis, Dixon, Nidiffer, Glenn, Wade, Lackey, Feigl, Wilson, Williams, Scrum, Britt, Biggerstaff, Smith, Tate, Taylor

Left (1): Vincent, Torrence

BY CLASS

Senior (3): Reiff, Williams, Taylor

Junior (5): Lewis, Nidiffer, Wade, Lackey, Biggerstaff

Sophomore (6): McClure, Dixon, Vincent, Feigl, Smith, Tate

Freshman (5): Glenn, Wilson, Scrum, Britt, Torrence

PRONUNCIATION GUIDE

No.	Name	Pronunciation
2	Katie Reiff	Katie Ryfe
6	Stephanie Nidiffer	Stephanie Nigh-dif-fer
12	Lindsey Feigl	Lindsey Fy-gle
22	Mikala Torrence	Mi-Kayla Torrence
15	Becca Williams	Bec-ca Williams

SKYHAWK SOFTBALL

220



MEET THE SKYHAWKS



Katie Reiff

5-5 • SENIOR • R/R • MIDDLE INFIELD
MONTICELLO, IND. • LAKE LAND CC

2

2012 SEASON:

Appeared in 52 games for the Skyhawks, starting 34 ... Used primarily at second base and as pinch runner ... Had a .188 batting average with 19 hits ... Hit three home runs and drove in 16 RBI ... Stole six bases and drew four walks, scored 19 runs ... Had a breakout performance against SIU Edwardsville, hitting .333 with a home run and a season-best four RBI ... Recorded 59 putouts and 49 assists in the field.

BEFORE UT MARTIN:

Transferred from Lake Land College to UT Martin ... Named to Region 24 All-Tournament Team ... Member of the 2011 Region 24 Championship tournament team ... Had a .367 batting average and has 13 doubles, four home runs, 35 RBI and she has scored 38 runs at Lake Land Community College... Named to 2011 Dean's Lists.

HIGH SCHOOL:

Named to All-Conference team all four years at Twin Lakes High School ... Named to All-Big



school in 2007-09 ... Named All-state in 2008 and 2009 ... Named to North All-Star game in 2009 ... 10 time Varsity letter winner in softball and golf ... Competed in the state golf tournament four years.

PERSONAL:

Born Kaitlyn Reiff... Parents are Amy and Bill... Favorite athlete is Josh Hamilton... Plans on becoming a teacher and coach.



CAREER GAME HIGHS

Hits 3 vs. Northern Colorado (2-10-12)
At Bats 4 (8x) last vs. Southeast Missouri (3-21-12)
Doubles 2 at Morehead State (4-22-12)
Triples 1 (2x) last at Tennessee Tech (3-17-12)
Home Runs 1 (3x) last vs. Tennessee State (4-1-12)
Runs Scored 3 vs. SIU Edwardsville (3-11-12)
Runs Batted In 4 vs. SIU Edwardsville (3-10-12)
Walks 1 (4x) last at Austin Peay (4-4-12)
Sacrifices 1 (4x) last vs. Southeast Missouri (3-21-12)
Stolen Bases 1 (6x) last at Morehead State (4-22-12)

Katie Reiff Career Stats:

Year	avg	gp-gs	ab	r	h	2b	3b	hr	rbi	tb	slg%	bb	hbp	so	qdp	ob%	sf	sh	sb-att	po	a	e	fld%
2012	.188	53-34	101	19	19	3	0	3	16	31	.307	4	0	16	1	.217	1	4	6-12	59	49	8	.931
TOTAL	.188	53-34	101	19	19	3	0	3	16	31	.307	4	0	16	1	.217	1	4	6-12	59	49	8	.931

STARTING LINEUP

SKYHAWK ROSTER

GOINGING STARS

SEASON PREVIEW

2012 REVIEW

RECORD BOOK

THIS IS UT MARTIN



Becca Williams

5-8 • SENIOR • R/R • OUTFIELD
MURFREESBORO, TENN. • SIEGEL HIGH SCHOOL

15

2012 SEASON:

Appeared in 59 games for the Skyhawks, starting 55 ... Named to the OVC All-Tournament team ... Had a .259 batting average with 37 hits ... Hit one home run and drove in 18 RBI ... Stole one base and drew 17 walks ... Scored 16 runs and posted a .361 on base percentage ... Hit eight doubles ... Went 4-for-13 with three runs scored and driving in three in the OVC Tournament ... Tallied a breakout performance against Arkansas Pine Bluff hitting a home run and driving in four runs ... Recorded 65 putouts and three outfield assists.

2011 SEASON:

Appeared in 43 games and started 21 for the Skyhawks.

2010 SEASON:

Played in 14 games and started four ... Batted .316 with 13 total bases ... Had a team-best .684 slugging percentage.

HIGH SCHOOL:

Prepped at Siegel High School in Murfreesboro ... Was a two-sport athlete (softball and basketball)



... Helped lead Siegel to the 2009 Tennessee State Tournament ... Named all-area first team and third-team All-Midstate ... Helped lead Siegel to the 2006 regional championship ... Named to the 2006 all-area second team ... Named all-area honorable mention in 2007 ... Earned 2008 defensive player of the year accolades ... Helped the 18U Gold Firebirds win the 2008 USFA World Series crown.

PERSONAL:

Daughter of Steven and Victoria Williams ... Played her freshman season at UTM on the same team as her older sister, Megan ... Born August 16, 1991 ... Majoring in elementary education.



CAREER GAME HIGHS

Hits	3 (2x) last vs. Tennessee State (4-2)
At Bats	4 (5x) last at Jacksonville State (5-5-12)
Doubles	1 (8x) last vs. Murray State (5-10)
Triples	N/A
Home Runs	1 (2x) last vs. vs. Murrya State (5-10-12)
Runs Scored	2 (2x) last vs. Murray State (5-10-12)
Runs Batted In	4 vs. Arkansas Pine Bluff (4-17-12)
Walks	2 (2x) vs. Tennessee Sate (3-31-12)
Sacrifices	1 (on 7 occassions) last at Ausitn Peay (11-11)
Stolen Bases	1, on six occasions

Becca Williams Career Stats:

Year	avg	gp-gs	ab	r	h	2b	3b	hr	rbi	tb	slg%	bb	hbp	so	gdp	ob%	sf	sh	sb-att	po	a	e	fld%
2010	.316	14-4	19	3	6	2	1	1	1	13	.684	2	1	2	0	.409	0	1	0-0	6	6	1	.923
2011	.077	43-21	39	5	3	0	0	0	2	3	.077	4	0	10	0	.163	0	1	0-0	17	4	1	.955
2012	.259	59-55	143	16	37	8	0	1	18	48	.336	17	6	23	1	.361	0	5	1-1	65	3	4	.944
TOTAL	.229	116-80	201	24	46	10	1	2	21	64	.318	23	7	35	1	.329	0	7	1-1	88	13	6	.944

STARTING LINEUP

SKYHAWK ROSTER

GOINGING SOUFF

SEASON PREVIEW

2012 REVIEW

RECORD BOOK

THIS IS UT MARTIN



Leah Taylor

5-8 • SENIOR • R/R • OUTFIELD
BROWNSVILLE, TENN. • TENNESSEE

32

2013 SEASON:

Named to Madness 2013 Ohio Valley Conference Preseason All-Conference Field Player of the Year and first team selection.

2012 SEASON:

Started in all 61 games for the Skyhawks ... National Fastpitch Coaches Association (NFCA) All-America Scholar-Athlete ... Ohio Valley Conference Scholar-Athlete Award ... Earned the OVC Medal of Honor ... Named to Easton Fastpitch All-American team ... Named CoSIDA Capital One Academic All-American ... OVC Player of the Year ... All-OVC first team ... NFCA Division I All-Region team ... Capital One Academic All-District ... Two-time adidas OVC Player of the Week ... Preseason College Sports Madness All-American ...

Two-time College Sports Madness' OVC Player of the Week ... Started in all 61 games for the Skyhawks ... Hit .385 with seven home runs and 34 RBI ... Had a season-high four hits against Northern Colorado ... Led the OVC in runs scored with 61 ... Led the OVC in hits with 77 ... Move into first place on the all-time UTM triples list with 17 ... Set a UTM single-season record and led the OVC with 10 triples ... Led the OVC with a UTM single-season record 37 stolen bases ... Had 20 multiple hit games ... Tallied 125 total bases ... Had a season-long hitting streak of 11 games.

2011 SEASON:

Appeared in 58 games for the Skyhawks ... Named to OVC All-Newcomer team ... Named to second team All-OVC ... Hit .268 with a team leading 10 home runs



and 30 RBI ... Hit a team-high seven triples ... Stole a team single-season record 34 bases ... Set a single-game record by stealing four bases against Tennessee State.

BEFORE UT MARTIN:

Transferred from Tennessee to UT Martin ... Helped the Lady Vols advance to the Women's College World Series .. The team was 49-15 overall and 17-8 in the SEC ... Saw action in 42 games ... Batted .333 and scored 13 runs.

HIGH SCHOOL:

Was a four-time All-District 14-AA selection ... Named to the All-District 14-AA All-Tournament team ... Helped guide Haywood County to the 2006 state tournament ... Won the District 14-AA golf tournament her sophomore year ... Competed in the state golf tournament two years.

SUMMER BALL:

Played ASA 16-U softball for the Fury Fastpitch ... Helped the team with the ASA Southern nationals in Altamonte Springs, Fla., in 2008 ... Was part of the same team to make its first-ever appearance at the 18-U Gold Nationals in Oklahoma City, Okla.

PERSONAL:

Is the daughter of Barrow and Julie Taylor ... Born on March 12, 1991 ... Majoring in marketing ... Was Beta Club president in high school ... Valedictorian of her senior class ... Delegate to Volunteer Girls State ... Received U.S. Army Reserve National Scholar-Athlete Award ... Was on the Youth Leadership team ... Was a member of Insouth Junior Bank Board ... Helps out at Vacation Bible school and participates in church events ... Grandfather, Bill Taylor, played football for Gen. Robert Neyland at Tennessee.



CAREER GAME HIGHS

Hits 4 vs. Northern Colorado (2-10-12)
At Bats 5 (3x) last at Southern Illinois (4-10-12)
Doubles 1 (10x) last vs. Eastern Illinois (4-29-12)
Triples 1 (17x) last at Middle Tennessee State (4-25-12)
Home Runs 2 vs. Tennessee State (3-19-11)
Runs Scored 3, on three occasions
Runs Batted In 4 vs. Tennessee State (3-19-11)
Walks 3 vs. Tennessee State (3-19-11)
Sacrifices 1 (7x) last at Tennessee Tech (3-17-12)
Stolen Bases 4 vs. Tennessee State (3-19-11)

Leah Taylor Career Stats:

Year	avg	gp-gs	ab	r	h	2b	3b	hr	rbi	tb	slg%	bb	hbp	so	gdp	ob%	sf	sh	sb-att	po	a	e	fld%
2011	.268	58-57	179	51	48	2	7	10	30	94	.525	21	7	39	0	.367	0	6	34-37	88	83	8	.955
2012	.385	61-61	200	61	77	8	10	7	34	126	.630	23	5	17	1	.461	0	1	37-42	72	7	4	.952
TOTAL	.330	119-118	379	112	125	10	17	17	64	220	.580	44	12	56	1	.416	0	7	71-79	160	90	12	.954

STARTING LINEUP

SKYHAWK ROSTER

GOINGING STUFF

SEASON PREVIEW

2012 REVIEW

RECORD BOOK

THIS IS UT MARTIN



Kenzi Tate

5-7 • SOPHOMORE • R/R • THIRD BASE / PITCHER
OPDYKE, ILL. • MOUNT VERNON HS



2012 SEASON:

Appeared in 44 games for the Skyhawks, starting 36 ... Used primarily at third base and pitcher ... Had a .170 batting average with 17 hits ... Hit one home run and drove in 10 RBI ... Drew 19 walks and stole one base ... Drew three walks against Northern Colorado ... Posted a breakout performance on March 17 at Tennessee Tech going 2-for-4 with two doubles and two RBI ... Stood out against Eastern Illinois going 2-for-5 in the series with two RBI ... Hit one home run against SIU Edwardsville ... Appeared in nine games at pitcher, starting four ... Posted two wins with a 4.72 ERA ... Struck out 15 in 29.2 innings of

work ... Had a season-best pitching performance against Cleveland State pitching a complete game while striking out four and allowing just three hits ... Recorded 36 putouts and 69 assists.

BEFORE UT MARTIN:

A three-time all state selection ... three-time conference MVP ... three-time team MVP ... four-time all South selection ... Named the 2011 Southern Illinoisian Player of the Year ... Led Mt Vernon to its first Class 3A softball sectional championship appearance ... all-time leader in hits (157), doubles (43), home runs (22), RBI (153), pitching appearances (78), innings pitched (470),



shutouts (28), strikeouts (689), wins (57), and lowest ERA (0.88). She is second in games played (124) and no-hitters (3), third in at-bats (356), and on-base percentage (.532), and was walked a single season record 25 times ... was 17-4 in the circle with a 1.29 ERA and 169 strikeouts. At the plate, she hit .475 with 11 homers and 38 RBI.

PERSONAL:

Born December 13, 1992... Parents are Kevin and Kim Tate... Siblings are Chance (19) and Fallon (23)... Favorite Actor is Will Ferrell... Favorite Movie is The Goonies... Favorite pro athlete is Albert Pujols... Hobbies include fitness training and giving pitching and hitting lessons... Best sports thrill in high school was pitching a no-hitter in the 2009 Regional Championship as well as a perfect game against Carmi in 2010 with 15 consecutive strikeouts, 19 total... Chose UT Martin for the softball program... Majoring in health and human performance.



BATTING CAREER GAME HIGHS

Hits 2 at Tennessee Tech (Mar. 17, 2012)
At Bats 4 (5x) last vs. Southeast Missouri (Mar. 21, 2012)
Doubles 2 at Tennessee Tech (Mar. 17, 2012)
Triples None
Home Runs 1 vs. SIU Edwardsville (Mar. 10, 2012)
Runs Scored 1 (3x) last at Jacksonville State (May 6, 2012)
Runs Batted In 2 (2x) last vs. Eastern Illinois (Apr. 29, 2012)
Walks 3 vs. Kansas (Feb. 10, 2012)
Sacrifices 1 (3x) last vs. Tennessee Tech (May 12, 2012)
Stolen Bases 1 vs. Nicholls State (Feb. 11, 2012)

PITCHING CAREER GAME HIGHS

Innings Pitched 7.0 vs. Cleveland State (Feb. 26, 2012)
Hits Allowed 3 vs. Cleveland State (Feb. 26, 2012)
Runs Allowed 1 (2x) last vs. Cleveland State (Feb. 26, 2012)
Earned Runs Allowed 1 (2x) last vs. Cleveland State (Feb. 26, 2012)
Walks Allowed 0 (2x) last vs. Kennesaw State (Mar. 2, 2012)
Strikeouts 6 vs. Western Kentucky (Mar. 4, 2012)
Home Runs Allowed 2 vs. Kennesaw State (Mar. 2, 2012)
Wild Pitches 1 (2x) last at Jacksonville State (May 6, 2012)
Hit Batters 1 vs. Western Kentucky (Mar. 4, 2012)

Kenzi Tate Career Stats:

Year	avg	gp-gs	ab	r	h	2b	3b	hr	rbi	tb	slg%	bb	hbp	so	gdp	ob%	sf	sh	sb-att	po	a	e	fld%
2012	.170	44-36	100	3	17	6	0	1	10	26	.260	19	0	18	0	.300	1	2	1-1	36	69	11	.905
TOTAL	.170	44-36	100	3	17	6	0	1	10	26	.260	19	0	18	0	.300	1	2	1-1	36	69	11	.905

Year	era	w-l	app	gs	cq	sho	sv	ip	h	r	er	bb	so	2b	3b	hr	bf	bavg	wp	hbp	sfa	sha	bk
2012	4.72	2-1	9	4	1	0/0	0	29.2	35	26	20	14	15	4	0	6	137	.294	2	1	1	2	1
TOTAL	4.72	2-1	9	4	1	0/0	0	29.2	35	26	20	14	15	4	0	6	137	.294	2	1	1	2	1

STARTING LINEUP

SKYHAWK ROSTER

GOINGING SOBER

SEASON PREVIEW

2012 REVIEW

RECORD BOOK

THIS IS UT MARTIN



Samantha McClure

5-4 • SOPHOMORE • R/R • MIDDLE INFIELD
GEORGETOWN, IND. • FLOYD CENTRAL HS

3

2012 SEASON:

Appeared in 53 games for the Skyhawks, starting 27 ... National Fastpitch Coaches Association (NFCA) All-America Scholar-Athlete ... Used primarily at second base and as a pinch runner ... Had a .222 batting average with 14 hits ... Stole four bases and drew nine walks ... Drove in two of three season RBI at Murray State ... Hit two doubles at Morehead State ... Recorded 71 putouts and 38 assists.

BEFORE UT MARTIN:

Prepped at Floyd Central High School where she helped the Highlanders win the 2009 Hoosier Hills Conference Championship, and both the sectional and regional championships... As a junior, she won the 2010 Hershel Witten Memorial Award given to the outstanding female scholar athlete softball player.

PERSONAL:

Born June 9, 1992... Parents are James and Kimberly McClure... Sibling Taylor McClure...



Favorite movie is Titanic... Favorite food is steak... Best sports thrill in high school was going to the state finals in 2009... Chose UT Martin for the softball program, the campus atmosphere and the School of Engineering... Majoring in engineering.



CAREER GAME HIGHS

Hits	2 (2x) last at Morehead State (4-22-12)
At Bats	4 (2x) last vs. Austin Peay (4-12-12)
Doubles	2 at Morehead State (4-22-12)
Triples	1 at Southern Illinois (4-10-12)
Home Runs	None
Runs Scored	1 (14x) last vs. Tennessee Tech (5-12-12)
Runs Batted In	2 vs. Murray State (5-10-12)
Walks	2 vs. Eastern Illinois (4-28-12)
Sacrifices	1 (6x) last vs. Murray State (5-10-12)
Stolen Bases	1 (4x) last vs. Tennessee Tech (5-11-12)

Samantha McClure Career Stats:

Year	avg	gp-gs	ab	r	h	2b	3b	hr	rbi	tb	slg%	bb	hbp	so	qdp	ob%	sf	sh	sb-att	po	a	e	fld%
2012	.215	54-28	65	14	14	4	1	0	3	20	.308	9	4	9	0	.342	1	6	4-9	73	41	4	.966
TOTAL	.215	54-28	65	14	14	4	1	0	3	20	.308	9	4	9	0	.342	1	6	4-9	73	41	4	.966

STARTING LINEUP

SKYHAWK ROSTER

GOINGING STAFF

SEASON PREVIEW

2012 REVIEW

RECORD BOOK

THIS IS UT MARTIN



Morgan Lewis

5-8 • JUNIOR • R/R • PITCHER/UTILITY
INDIANAPOLIS, IND. • HOUSTON CO. HIGH SCHOOL

4

2012 SEASON:

Appeared in 38 games for the Skyhawks, starting 30 ... Used primarily as designated player and pitcher ... Had a .230 batting average with 23 hits ... Hit three home runs and drove in 15 RBI ... Had a breakout performance in the box going 2-for-3 against Arkansas Pine Bluff, driving in four runs ... Appeared in eight games as a pitcher, starting one ... Posted a 2.75 ERA ... Struck out 22 batters in 20.1 innings of work.

2011 SEASON:

Appeared in 20 games for the Skyhawks ... Hit .263 on the season ... Drove in 5 runs in 38 at bats ... Appeared in 17 games as a pitcher while starting six ... Won two games while posting a 4.41 ERA ... Struck out 43 batters in 47.2 innings of work.

HIGH SCHOOL:

Named the 2009-10 Gatorade Indiana Softball Player of the Year ... Helped Lutheran High School advance to the Class A state championship game her senior year with a 32-1 record ... A three-time



All-Marion County selection ... Recorded 343 strikeouts in 184 innings as a senior ... Batted .544 with 33 RBI through 33 games ... Earned all-district, all-county and All-Metro South honors from 2007-10.

SUMMER BALL:

Played for the Indy Dreams and Xtreme 91 ... Helped lead the Xtreme 91 team to two ninth-place finishes at the ASA nationals ... Also enjoyed two top-five finishes at the AFA nationals with the Indy Dreams.

PERSONAL:

Is the daughter of Brad and Sharon Lewis ... Born on Feb. 27, 1992 ... Majoring in sports management ... A member of National Honors Society ... Received High Honor Roll in High School ... Gives pitching lessons to younger players ... Is a volunteer at Habitat for Humanity.



BATTING CAREER GAME HIGHS

Hits 3 vs. Niagara (Feb. 24, 2012)
At Bats 4 (8x) last at Arkansas (Apr. 14, 2012)
Doubles 1 (9x) last vs. Arkansas-Pine Bluff (Apr. 17, 2012)
Triples None
Home Runs 1 (3x) last vs. Boston College (Feb. 19, 2012)
Runs Scored 1 (6x) last vs. Arkansas-Pine Bluff (Apr. 17, 2012)
Runs Batted In 4 vs. Arkansas-Pine Bluff (Apr. 17, 2012)
Walks 2 vs. Murray State (Mar. 13, 2011)
Sacrifices 1 (2x) last at Georgia Tech (Mar. 3, 2012)
Stolen Bases 1 vs. Cleveland State (Feb. 26, 2012)

PITCHING CAREER GAME HIGHS

Innings Pitched 7.1 vs. Chattanooga (Feb. 19, 2011)
Hits Allowed 1 vs. Eastern Illinois (Apr. 28, 2012)
Runs Allowed 0 vs. Eastern Illinois (Apr. 28, 2012)
Earned Runs Allowed 0 vs. Eastern Illinois (Apr. 28, 2012)
Walks Allowed 0 (3x) last vs. Eastern Illinois (Apr. 28, 2012)
Strikeouts 8 vs. Chattanooga (Feb. 19, 2011)
Home Runs Allowed 1 (6x) last vs. Memphis (Mar. 14, 2012)
Wild Pitches 2 vs. Georgia (Apr. 3, 2011)
Hit Batters 2 vs. Murray State (Mar. 13, 2011)

Morgan Lewis Career Stats:

Year	avg	gp-gs	ab	r	h	2b	3b	hr	rbi	tb	slg%	bb	hbp	so	gdp	ob%	sf	sh	sb-att	po	a	e	fld%
2011	.263	20-15	38	1	10	4	0	0	5	14	.368	5	0	11	0	.349	0	1	0-0	1	12	0	1.000
2012	.235	39-31	102	5	24	5	0	3	15	38	.373	8	0	20	1	.288	1	0	1-1	1	0	0	1.000
TOTAL	.243	59-46	140	6	34	9	0	3	20	52	.371	13	0	31	1	.305	1	1	1-1	2	12	0	1.000

Year	era	w-l	app	gs	cg	sho	sv	ip	h	r	er	bb	so	2b	3b	hr	bf	bavg	wp	hbp	sfa	sha	bk
2011	4.41	2-3	17	6	1	0/0	0	47.2	57	38	30	32	43	14	1	4	240	.294	7	7	3	4	1
2012	2.75	0-3	8	1	0	0/0	0	20.1	15	13	8	10	22	4	0	2	84	.211	0	1	0	2	0
TOTAL	3.91	2-6	25	7	1	0/0	0	68.0	72	51	38	42	65	18	1	6	324	.272	7	8	3	6	1



Helsey Dixon

5-3 • SOPHOMORE • L/R • OUTFIELD
O'FALLON, MO. • FORT ZUMWALT WEST HS

5

2012 SEASON:

Appeared in 46 games for the Skyhawks, starting 16 ... Used primarily as designated player and pinch runner ... Had a .180 batting average with 16 hits ... Stole two bases and drew three walks, scored 16 runs ... Had a career-best two hit performance against Southeast Missouri.

BEFORE UT MARTIN:

Prepped at Fort Zumwalt West High School where she was a three-sport athlete. .. has been on the honor roll numerous times in addition to being

named to the all-conference, all-academic teams and the National Honor Society.

PERSONAL:

Born February 26, 1993...Parents are Mike and Jan Dixon...has a sister, Lindsay who played tennis at Bethel University...Favorite actress is Jennifer Aniston... Favorite movie is Remember the Titans... Hobbies include playing softball, hanging out with friends, working out and photography...Favorite pro athlete is Albert Pujols... Chose UT Martin because of the coaching staff, the facilities and closeness to home...Majoring in education.



STARTING
LINEUP

SKYHAWK
ROSTER

GOING
SHIRT

SEASON
PREVIEW

2012 REVIEW

RECORD BOOK

THIS IS
UT MARTIN


CAREER GAME HIGHS

Hits2 vs. Southeast Missouri (Mar. 29, 2012)
At Bats4 (5x) last vs. Southern Illinois (Apr. 10, 2012)
DoublesNone
TriplesNone
Home RunsNone
Runs Scored2 vs. Tennessee State (Mar. 31, 2012)
Runs Batted In1 at Austin Peay (Apr. 4, 2012)
Walks1 (3x) last vs. Eastern Kentucky (Apr. 6, 2012)
Sacrifices1 (2x) last vs. Eastern Kentucky (Apr. 6, 2012)
Stolen Bases1 (2x) last vs. Tennessee State (Apr. 1, 2012)

Kelsey Dixon Career Stats:

Year	avg	gp-gs	ab	r	h	2b	3b	hr	rbi	tb	slg%	bb	hbp	so	gdp	ob%	sf	sh	sb-att	po	a	e	fld%
2012	.180	46-16	50	16	9	0	0	0	1	9	.180	3	0	12	0	.226	0	2	2-3	1	0	0	1.000
TOTAL	.180	46-16	50	16	9	0	0	0	1	9	.180	3	0	12	0	.226	0	2	2-3	1	0	0	1.000



Stephanie Nidiffer

5-5 • JUNIOR • R/R • CORNER INFIELD
JOELTON, TENN. • GOODPASTURE CHRISTIAN SCHOOL

6

2012 SEASON:

Appeared in 35 games for the Skyhawks, starting 28 ... Used primarily at third base ... Had a .188 batting average with 12 hits ... Had a season-best two hits and two RBI against Eastern Kentucky ... Recorded 96 putouts and 37 assists.

2011 SEASON:

Appeared in 38 games for the Skyhawks ... Named to OVC All-Newcomer team ... Hit .330 with one home run and 36 hits on the year ... Drove in 17 RBI in 94 plate appearances.

HIGH SCHOOL:

Played for coaches Lee Philips and Bill Cartwright at Goodpasture ... Played all infield positions and pitched ... Was named Most Improved in 2007 ... Won the Heart Award for Best Effort in 2008 and 2009 ... Named first-team All-Midstate in 2009 ... Earned the District 8-AA Tournament MVP in 2009 ... Helped Goodpasture win four consecutive district titles, four consecutive regional crowns and three state championships (2006, 2007 and 2008) ... Helped the Cougars make it back to the state title game in 2009.



SUMMER BALL:

Played for Tennessee Rampage and the Tennessee Ballhawks.

PERSONAL:

Is the daughter of Jeff and Shawn Nidiffer ...
Born on Sept. 11, 1992 ... Has one brother ...
Received numerous academic awards ... Was
among the Top 20 percent in her senior class.



CAREER GAME HIGHS

Hits.....3 vs. Austin Peay (Mar. 22, 2011)
At Bats.....4 vs. Southeast Missouri (Mar. 21, 2012)
Doubles.....1 (5x) last at Tennessee Tech (Mar. 17, 2012)
Triples.....1 vs. Jacksonville State (Apr. 23, 2011)
Home Runs.....1 vs. SIU Edwardsville (May 1, 2012)
Runs Scored.....1 (9x) last at Middle Tennessee State (Apr. 25, 2012)
Runs Batted In.....2 (5x) last vs. Eastern Kentucky (Apr. 6, 2012)
Walks.....3 at Tennessee Tech (Mar. 18, 2012)
Sacrifices.....1 (8x) last vs. Morehead State (Apr. 22, 2012)
Stolen Bases.....1 vs. Belmont (Mar. 27, 2012)

Stephanie Nidiffer Career Stats:

Year	avg	gp-gs	ab	r	h	2b	3b	hr	rbi	tb	slg%	bb	hbp	so	gdp	ob%	sf	sh	sb-att	po	a	e	fld%
2011	.330	38-34	94	7	31	4	1	1	17	40	.426	8	1	17	1	.388	0	2	0-0	26	68	8	.922
2012	.188	35-28	64	2	12	1	0	0	7	13	.203	11	1	18	0	.316	0	6	1-1	96	37	3	.978
TOTAL	.272	73-62	158	9	43	5	1	1	24	53	.335	19	2	35	1	.358	0	8	1-1	122	105	11	.954

STARTING LINEUP

SKYHAWK ROSTER

GOINGING SHIRTS

SEASON PREVIEW

2012 REVIEW

RECORD BOOK

THIS IS UT MARTIN



Casey Vincent

5-8 • SOPHOMORE • L/L • PITCHER
HILLSBORO, TENN. • COFFEE COUNTY HS

8

2013 SEASON:
Named to Madness 2013 Ohio Valley Conference Preseason All-Conference second team.

2012 SEASON:
Appeared in 23 games for the Skyhawks, starting in 14 ... Named to OVC All-Newcomer team ... Used primarily at pitcher ... Won nine games while posting a 3.08 ERA ... Struck out 49 batters in 86.1 innings pitched ... Threw three complete games ... Posted a breakout performance at Tennessee Tech, throwing a complete game shutout and

allowing just four hits and striking out a career-best eight.

BEFORE UT MARTIN:
Named to the Tennessean's 2011 All-Midstate team ... Went 24-3 with four saves in the circle ... Sported a 0.56 ERA and racked up 204 strikeouts and had a .475 batting average at Coffee County High School ... Played in the Middle Tennessee Softball Coaches Association All-Star Game.



PERSONAL:

Born January 20, 1993 ... Parents are Jay and Billie Jean Vincent ... Favorite actress is Sandra Bullock ... favorite food is pasta ... Favorite movie is For the Love of the Game ... Favorite pro athlete is Lisa Fernandez ... Hobbies include reading, playing ultimate Frisbee and tennis ... Chose UT Martin for the softball team and coaches ... Majoring in biology.

**CAREER GAME HIGHS**

Innings Pitched7.0 (3x) last at Austin Peay (Apr. 4, 2012)
 Hits Allowed0 vs. Belmont (Mar. 27, 2012)
 Runs Allowed0 vs. Belmont (Mar. 27, 2012)
 Earned Runs Allowed0 vs. Belmont (Mar. 27, 2012)
 Walks Allowed0 (2x) last vs. Southeast Missouri (Mar. 21, 2012)
 Strikeouts8 at Tennessee Tech (Mar. 17, 2012)
 Home Runs Allowed2 vs. Jacksonville State (May 5, 2012)
 Wild Pitches2 (2x) last vs. Purdue (Feb. 24, 2012)
 Hit Batters2 vs. SIU Edwardsville (Mar. 10, 2012)

Casey Vincent Career Stats:

Year	avg	gp-gs	ab	r	h	2b	3b	hr	rbi	tb	slg%	bb	hbp	so	gdp	ob%	sf	sh	sb-att	po	a	e	fld%
2012	.000	6-2	8	0	0	0	0	0	0	0	.000	1	0	2	0	.111	0	0	0-0	5	20	2	.926
TOTAL	.000	6-2	8	0	0	0	0	0	0	0	.000	1	0	2	0	.111	0	0	0-0	5	20	2	.926

Year	era	w-l	app	gs	cq	sho	sv	ip	h	r	er	bb	so	2b	3b	hr	bf	bavg	wp	hbp	sfa	sha	bk
2012	3.08	9-5	23	14	6	1/0	0	86.1	83	48	38	35	49	10	2	5	391	.249	8	9	3	10	4
TOTAL	3.08	9-5	23	14	6	1/0	0	86.1	83	48	38	35	49	10	2	5	391	.249	8	9	3	10	4

STARTING LINEUP

SKYHAWK ROSTER

GOINGING SOUFF

SEASON PREVIEW

2012 REVIEW

RECORD BOOK

THIS IS UT MARTIN



Hayla Wade

5-6 • JUNIOR • L/R • OUTFIELD
SWANSEA, ILL. • BELLEVILLE EAST HS

9

2013 SEASON:
Named to Madness 2013 Ohio Valley Conference
Preseason All-Conference second team.

2012 SEASON:
Appeared and started in all 63 games for the
Skyhawks ... Named to OVC All-Tournament team
and All-OVC second team ... Had a .332 batting
average and ranked seventh in the OVC with
65 hits ... Stole 15 bases and drew nine walks
... Ranked third in the OVC with 48 runs scored
... Ranked second in the OVC with five triples ...

Had four games with three hits and 17 multi-hit
games ... Went 5-for-16 in the OVC Tournament
with two RBI and four runs scored ... Tallied three
hits, a double, an RBI and two runs scored against
Southern ... Recorded 87 putouts and five outfield
assists.

2011 SEASON:
Appeared in 41 games for the Skyhawks ... Scored
11 runs while batting .400 ... Recorded five stolen
bases.



HIGH SCHOOL:

Won the Bob Baldwin Award for top female multi-sport athlete ... Was a four-year member of the golf and softball teams ... Was a three-year starter for the softball team ... Voted first team all-conference as a senior ... Batted .405 with 12 extra base hits and drove in 23 runs ... Stole 23 bases.

SUMMER BALL:

Played for the Comets and Midland Magic.

PERSONAL:

Is the daughter of David and Kathy Wade ... Born on Aug. 29, 1991 ... Is still deciding on her academic major ... Named Student of the Month and Student of the Triad in high school.



CAREER GAME HIGHS

Hits 3 (4x) last vs. Murray State (May 10, 2012)
At Bats 4 (27x) last vs. Tennessee Tech (May 12, 2012)
Doubles 1 (6x) last at Arkansas (Apr. 14, 2012)
Triples 1 (5x) last vs. Tennessee Tech (May 12, 2012)
Home Runs None
Runs Scored 3 vs. Southern Illinois (Apr. 10, 2012)
Runs Batted In 2 (2x) last vs. Tennessee Tech (May 12, 2012)
Walks 2 at Georgia Tech (Mar. 3, 2012)
Sacrifices 1 (2x) last vs. Georgia Tech (May 19, 2012)
Stolen Bases 2 (2x) last vs. Tennessee State (Mar. 31, 2012)

Kayla Wade Career Stats:

Year	avg	gp-gs	ab	r	h	2b	3b	hr	rbi	tb	slg%	bb	hbp	so	gdp	ob%	sf	sh	sb-att	po	a	e	fld%
2011	.400	41-1	5	11	2	0	0	0	1	2	.400	0	0	1	0	.400	0	0	5-8	0	0	1	.000
2012	.332	61-61	196	48	65	6	5	0	19	81	.413	9	8	34	0	.385	0	2	15-21	87	5	3	.968
TOTAL	.333	102-62	201	59	67	6	5	0	20	83	.413	9	8	35	0	.385	0	2	20-29	87	5	4	.958

STARTING LINEUP

SKYHAWK ROSTER

GOINGING STARS

SEASON PREVIEW

2012 REVIEW

RECORD BOOK

THIS IS UT MARTIN



Kristen Lackey

5-5 • JUNIOR • R/R • OUTFIELD
SAVANNAH, TENN. • HARDIN COUNTY HS



2012 SEASON:

Appeared in 48 games for the Skyhawks ... Used as the team's primary pinch runner ... Stole 12 bases and scored 15 runs ... Had one at-bat against Southern.

2011 SEASON:

Appeared in 27 games for the Skyhawks ... She scored seven runs on the season ... Stole two bases.

HIGH SCHOOL:

Played softball for head coach Chris Roser ... Was a leadoff hitter and pitcher ... Was a three-time team MVP (2008-10) ... Set a record for most stolen bases her senior year ... Named the 2010 Female Athlete of the Year ... Named to the All-West Tennessee team her junior and senior seasons ... Named the Courier Student-Athlete of 2010 ... Earned all-district honors four consecutive years ... Named to the district all-tournament teams in 2008 and 2009 ... Named the 2010 district tournament MVP ... Helped the Tigers win back-to-back district championships in 2009 and 2010



... Was a three-time volleyball MVP from 2008-10 ... Named the 2010 Best Hitter (volleyball) ... Selected to three consecutive all-district teams for volleyball.

SUMMER BALL:

Played for the Savannah Stars and the Maximum Storm.

PERSONAL:

Is the daughter of Kent and Rhonda Lackey ... Majoring in education ... Earned the Student-Athlete Award of Merit three consecutive years Is a member of the National Honor Society ... Recieved the Distinguished Scholastic Achievement Award three consecutive years (2007-09) ... Grandfather, Ronnie Armstrong, played basketball at UT Martin from 1962-66 ... Brother Clif Lackey attended UT Martin.



CAREER GAME HIGHS

HitsNone
 At Bats 1 vs. Southern (Feb. 12, 2012)
 DoublesNone
 TriplesNone
 Home RunsNone
 Runs Scored 1 (22x) last vs. Tennessee Tech (May 11, 2012)
 Runs Batted InNone
 WalksNone
 SacrificesNone
 Stolen Bases 2 vs. Morehead State (Apr. 22, 2012)

Kristen Lackey Career Stats:

Year	avg	gp-gs	ab	r	h	2b	3b	hr	rbi	tb	slg%	bb	hbp	so	gdp	ob%	sf	sh	sb-att	po	a	e	fld%
2011	.000	38-0	0	7	0	0	0	0	0	0	.000	0	0	0	0	.000	0	0	2-2	0	0	0	.000
2012	.000	48-0	1	15	0	0	0	0	0	0	.000	0	0	1	0	.000	0	0	12-17	0	0	0	.000
TOTAL	.000	86-0	1	22	0	0	0	0	0	0	.000	0	0	1	0	.000	0	0	14-19	0	0	0	.000

STARTING
LINEUP

SKYHAWK
ROSTER

GOING
UP

SEASON
PREVIEW

2012 REVIEW

RECORD BOOK

THIS IS
UT MARTIN



Lindsey Feigl

5-7 • SOPHOMORE • R/R • UTILITY
CHESTERFIELD, MO. • PARKWAY CENTRAL HS

12

2012 SEASON:

Appeared in 21 games for the Skyhawks, starting 15 ... National Fastpitch Coaches Association (NFCA) All-America Scholar-Athlete ... Used primarily on corner infield positions ... Had a .167 batting average with four hits ... Stole one bases and drew four walks ... Scored nine runs ... Recorded 24 putouts and 28 assists.

BEFORE UT MARTIN:

Prepped at Parkway Central High School... Is a four-year all-district, all-conference and all-

region selection... also a All-Metro and All-State infielder. ... was a member of the USSSA National Tournament Championship team in 2007.

PERSONAL:

Born February 15, 1993...Parents are Greg and Marilyn Feigl... has one brother, Brady... Her Dad played soccer for the University of Alabama Huntsville from 1978-1982... Favorite actress is Julia Roberts...Favorite movie is Forest Gump... Hobbies include photography, reading and tutoring... Admired pro athlete is Albert Pujols...



Chose UT Martin for the great community, competitive softball program and good class sizes... Majoring in electrical engineering.



CAREER GAME HIGHS

Hits..... 1 (4x) last vs. Boston College (Feb. 19, 2012)
 At Bats..... 3 (4x) last vs. Cleveland State (Feb. 26, 2012)
 Doubles..... 1 vs. Southern (Feb. 12, 2012)
 Triples..... None
 Home Runs..... None
 Runs Scored..... 1 (4x) last at Tennessee Tech (Mar. 17, 2012)
 Runs Batted In..... 1 vs. Binghamton (Feb. 18, 2012)
 Walks..... 1 (4x) last at Tennessee Tech (Mar. 17, 2012)
 Sacrifices..... None
 Stolen Bases..... 1 vs. Binghamton (Feb. 18, 2012)

Lindsey Feigl Career Stats:

Year	avg	gp-gs	ab	r	h	2b	3b	hr	rbi	tb	slg%	bb	hbp	so	gdp	ob%	sf	sh	sb-att	po	a	e	fld%
2012	.167	21-15	24	4	4	1	0	0	1	5	.208	4	0	9	0	.286	0	0	1-1	24	28	1	.981
TOTAL	.167	21-15	24	4	4	1	0	0	1	5	.208	4	0	9	0	.286	0	0	1-1	24	28	1	.981

STARTING
LINEUP

SKYHAWK
ROSTER

GOING
UP
SHIRTS

SEASON
PREVIEW

2012 REVIEW

RECORD BOOK

THIS IS
UT MARTIN



Lydia Biggerstaff

23

5-10 • JUNIOR • R/R • CORNER INFIELD
NASHVILLE, TENN. • DAVID LIPSCOMB HS

2012 SEASON:

Appeared in 18 games for the Skyhawks, starting 12 ... Had a .189 batting average with seven hits ... Hit two doubles and drew two walks ... Had a season-best game against Jacksonville State with one hit and an RBI in three plate appearances ... Recorded 14 putouts.

2011 SEASON:

Appeared in eight games for the Skyhawks.

HIGH SCHOOL:

Played first and third base for head coach Gary Davis for five years (played on the varsity team as an eighth grader) ... Named to the MTSCA All-Midstate Class AA first team and the Tennessee Sports Writers Association All-State Class AA team in 2008 ... Was a two-time Tennessean All-Midstate third team selection (2008-09) ... Named District 9-AA Most Outstanding Offensive Player in 2008 ... Was a three-time All-District 9-AA first team selection (2007-09) ... Set single-season school records for hits, batting average, RBI, on-



base percentage, doubles and home runs in 2008 ... Helped lead Lipscomb to back-to-back District 9-AA titles in 2008 and 09 ... Played a key role in the Mustangs 2008 runner-up finish in 2008 ... Also played volleyball from 2007-08 for head coach David Carter.

SUMMER BALL:

Played first and third base for Coach Mike Logan on the Nashville Slammers from 2004-08 ... Played for the Copperheads in 2009.

PERSONAL:

Is the daughter of Grant and Claudia Biggerstaff ... Born on Jan. 20, 1992 ... Has a brother and sister ... Is still deciding on her academic major ... Is active in her church and serves on the leadership team.



CAREER GAME HIGHS

Hits.....	1 (9x) last vs. Tennessee Tech (May 12, 2012)
At Bats.....	4 (3x) last vs. Tennessee Tech (May 12, 2012)
Doubles.....	1 (2x) last vs. Tennessee Tech (May 12, 2012)
Triples.....	None
Home Runs.....	None
Runs Scored.....	None
Runs Batted In.....	1 at Middle Tennessee State (Apr. 25, 2012)
Walks.....	1 (2x) last at Jacksonville State (May 5, 2012)
Sacrifices.....	None
Stolen Bases.....	None

Lydia Biggerstaff Career Stats:

Year	avg	gp-gs	ab	r	h	2b	3b	hr	rbi	tb	slg%	bb	hbp	so	gdp	ob%	sf	sh	sb-att	po	a	e	fld%
2011	.182	8-1	11	0	2	0	0	0	0	2	.182	0	0	2	0	.182	0	0	0-0	7	0	0	1.000
2012	.189	18-12	37	0	7	2	0	0	1	9	.243	2	0	7	1	.231	0	0	0-0	14	0	2	.875
TOTAL	.188	26-13	48	0	9	2	0	0	1	11	.229	2	0	9	1	.220	0	0	0-0	21	0	2	.913

STARTING LINEUP

SKYHAWK ROSTER

GOINGING SHIRTS

SEASON PREVIEW

2012 REVIEW

RECORD BOOK

THIS IS UT MARTIN



Lauren Smith

5-9 • SOPHOMORE • R/R • FIRST BASE / CATCHER
O'FALLON, ILL. • O'FALLON HS

24

2013 SEASON:
Named to Madness 2013 Ohio Valley Conference
Preseason All-Conference first team.

2012 SEASON:
Appeared in 51 games for the Skyhawks, starting
50 ... Named to All-OVC first team and All-
Newcomer team ... Used primarily at first base and
designated hitter ... Had a .274 batting average
with 37 hits ... Hit nine home runs and drove in
35 RBI ... Ranked third in the OVC with 35 walks
... Tallied eight multi-hit games ... Had a breakout
performance against Eastern Kentucky going

3-for-4 with a home run and four RBI ... Recorded
260 putouts and 16 assists.

BEFORE UT MARTIN:
Won two All-Metro Player of the Year accolades
... Named first-team All-Metro in 2009 ... Broke
an Illinois state record with 22 home runs while
driving in 69 runs her senior season ... Hit .653 in
2011 ranking her No. 11 in state history ... Her 192
career RBI ranks fifth in the state record book ...
Her career batting average of .559 is No. 8 on the
all-time state list.



PERSONAL:

Born March 30, 1993... Mother, Melissa Witt-Smith... Siblings are Jeremy (28) and Josh (31) Witt... Father, the late Scott R. Smith, played football at Grove City College in 1978... Favorite actor is Johnny Depp... Favorite movie is Forrest Gump... Favorite pro athlete is Yadier Molina... hobbies include hanging out with friends and helping at the Ronald McDonald House... Chose UT Martin because of the academics, softball team, and homey atmosphere... Majoring in integrated studies 4-8 secondary.

**CAREER GAME HIGHS**

Hits	3 (2x) last at Arkansas (Apr. 14, 2012)
At Bats	4 (9x) last vs. Tennessee Tech (May 12, 2012)
Doubles	1 (4x) last vs. Eastern Illinois (Apr. 29, 2012)
Triples	None
Home Runs	1 (9x) last vs. Morehead State (Apr. 22, 2012)
Runs Scored	2 vs. Arkansas-Pine Bluff (Apr. 17, 2012)
Runs Batted In	4 (2x) last vs. Southern Illinois (Apr. 10, 2012)
Walks	3 (2x) last at Tennessee Tech (Mar. 17, 2012)
Sacrifices	1 (4x) last at Jacksonville State (May 6, 2012)
Stolen Bases	None

Lauren Smith Career Stats:

Year	avg	gp-gs	ab	r	h	2b	3b	hr	rbi	tb	slg%	bb	hbp	so	gdp	ob%	sf	sh	sb-att	po	a	e	fld%
2012	.274	51-50	135	18	37	4	0	9	35	68	.504	35	0	25	0	.421	1	3	0-0	260	16	7	.975
TOTAL	.274	51-50	135	18	37	4	0	9	35	68	.504	35	0	25	0	.421	1	3	0-0	260	16	7	.975

STARTING
LINEUPSKYHAWK
ROSTERGOING
UPSEASON
PREVIEW

2012 REVIEW

RECORD BOOK

THIS IS
UT MARTIN

STARTING
LINEUPSKYHAWK
ROSTERCOACHING
STAFFSEASON
PREVIEW

2012 REVIEW

RECORD BOOK

THIS IS
UT MARTIN

Autumn Glenn

6-0 • FRESHMAN • R/R • PITCHER / UTILITY
COVINGTON, TENN. • COVINGTON HS

7

HIGH SCHOOL:

Three-time all-district selection ... All-state tournament honoree ... An all-state pitcher her junior year and All-Metro selection ... Named to the Tennessee Sports Writers Association Class AA All-State team ... As a junior hit .427 and drove in 28 runs ... Sported a .667 slugging percentage and stole eight bases ... As a pitcher she threw 116 innings and had a 0.97 ERA.

SUMMER BALL:

Played summer softball for West Tennessee Impact, the Predators and the Arkansas Phenix.

PERSONAL:

Is the daughter of Donna Glenn ... Born on Dec. 20, 1993 ... Has four siblings: Jordan, Gabby, Neely and Brock ... Participated in volleyball, soccer and softball while at Covington High School ... Favorite actor is Channing Tatum ... Career aspiration is to become a surgeon assistant ... Enjoys spending her free time being outdoors, riding four wheelers and going to the lake.



Deven Wilson

13

5-10 • FRESHMAN • R/R • CATCHER
EVA, TENN. • CAMDEN CENTRAL HS



HIGH SCHOOL:

Two-time all-district selection ... Three-time all-district academic team ... Led the Lady Lions to a state championship in 2010 ... Wilson hit .328 with 42 hits ... She had seven doubles, six home runs and drove in 35 runs.

PERSONAL:

Is the daughter of Gary and Tamar Wilson ... Born on June 24, 1994 ... Has four siblings: Lance, Brook, Lindsey and Chelsey ... Sister Lindsey went to UT Martin from 2005-07 ... Career aspiration is to become a doctor ... Prefers to read, swim and watch movies in her free time ... Favorite actor is Alexander Skarsgard.



Rachel Scrum

5-8 • FRESHMAN • R/R • UTILITY
MARYVILLE, ILL. • COLLINSVILLE HS

17

HIGH SCHOOL:

All-conference, all-area and third team all-state selection ... Started 21 games in the circle, posting an 8-11 record with a 3.60 and one save ... Struck out 86 in 122.6 innings pitched ... Hit .415 with 44 hits and 15 extra-base hits ... Tallied four home runs, four triples and 24 RBI ... Stole 10 bases and drew 10 walks.

SUMMER BALL:

Played for the Black Widows and Collinsville Extreme competing in the USSSA World Championships.

PERSONAL:

Is the daughter of Kelly and Jennifer Scrum ... Born on July 23, 1994 ... Has two siblings: Sarah and Hannah ... Chose UT Martin for its great academic and softball programs, community and class size ... Plans to major in elementary education ... Participated in volleyball and basketball while at Collinsville High School ... Member of the Honor Roll, National Honor Society and Spanish Honor Society ... Enjoys going to the movies and hanging out with friends.



Jessie Britt

5-7 • FRESHMAN • R/R • UTILITY
INDIANAPOLIS, IND. • BEN DAVIS HS



HIGH SCHOOL:

Named all-state in 2012 ... Named all-country three years ... All-conference selection freshman season ... Hit .360 with 36 hits ... Tallied nine home runs and 32 RBI ... Only struck out eight times in 100 plate appearances ... Hit two home runs for the Giants in the season opener ... Also played soccer, volleyball and basketball in her time at Ben Davis High School.

PERSONAL:

Is the daughter of Kevin and Kathy Britt ... Born on June 8, 1994 ... Has three siblings: Eryn, Amanda and Kayla ... Maintained a 4.2 GPA on a 4.0 scale ... Ranked in the top 10 percent of her class ... Core 40 Honors diploma ... Favorite pro athlete is Tim Tebow ... Enjoys softball and swimming ... Favorite actor is Denis Quade ... Member of FCA, church youth group and participated in the Best Buddies foundation.

STARTING LINEUP

SKYRANK ROSTER

GOING HOME

SEASON PREVIEW

2012 REVIEW

RECORD BOOK

THIS IS UT MARTIN

STARTING
LINEUPSKYHAWK
ROSTERCOACHING
STAFFSEASON
PREVIEW

2012 REVIEW

RECORD BOOK

THIS IS
UT MARTIN

Mikala Torrence

5-6 • FRESHMAN • R/R • OUTFIELD
DESOTO, MO. • HILLSBORO HS

22

HIGH SCHOOL:

Three time all-conference selection ... All-Metro ... 2011 Conference Most Valuable Player ... 2011 ESPN Gatorade Player of the Year nominee ... 2010 MHSSCA Class 4 All-State first team selection ... Led team to three straight district championships ... Hit .563 in fall 2011 with two home runs, 10 triples and 22 RBI ... Hit .505 as a junior with 14 doubles and 11 triples ... Also a member of the basketball and track at Hillsboro High School.

SUMMER BALL:

Played for the St. Louis Gold Fusion.

PERSONAL:

Is the daughter of Gary and Janet Torrence ... Born on Apr. 4, 1994 ... Has five siblings: Kathy, Gary Jr., Angie, Kyle and Jake ... Favorite pro athlete is David Freese ... Enjoys listening to music and watching old movies.



NCAA



2012 SOFTBALL
CHAMPIONSHIP

DIVISION I

2012 NCAA TUSCALOOSA REGIONAL • MAY 18-20 • RHODES STADIUM

HEAD COACH DONLEY CANARY
tennessee-martin

COACHING STAFF

DONLEY CANARY

Career Record

370-269-1

Tennessee Tech, 1978

Tennessee, 1980

Twelfth Season

HEAD COACH

Donley Canary guided the UT Martin softball team to its second Ohio Valley Conference regular season championship, OVC Tournament title and NCAA Regional since 2009. En route he won his 370th career game and the Skyhawks marched to their tenth OVC tournament in the past 11 years.

In the past 11 seasons, Canary has not only become the program's all-time winningest coach, but also transformed the Skyhawk softball team into a respected and perennial OVC contender. Canary guided the program to its first-ever OVC Tournament title and NCAA Tournament berth in 2009 and its first OVC regular season championship in 2010. Now after 11 seasons, Canary sports a 370-269-1 won-loss-tie record and his teams have advanced to the OVC tournament as the No. 1 seed twice, No. 3 seed three times and No. 4 seed three times, plus once as a No. 2 and No. 5 seed. Canary has coached 65 All-OVC selections in his 11 seasons. Twenty-one of those have been named to the All-OVC First Team, 18 were named All-OVC Second Team, three were All-OVC Honorable Mentions along with 20 named to the OVC All-Tournament Team, including two OVC Tournament MVPs. Canary has also had 17 OVC All-Newcomer team members which was newly created for the 2006 season.

Canary is currently the fifth all-time winningest coach in the OVC with 370 career wins and is the fifth winningest among active coaches in the conference.

The transformation began in 2002, during Canary's first season, when the Skyhawks posted a 25-33 win-loss record. The Skyhawks were lauded as the second most improved Division I softball program in the nation.

Canary guided the team to 14 more victories than the year before. Much of the team's success was because of a stellar recruiting class. The team advanced to the OVC tournament as the No. 3 seed. In the tournament, the Skyhawks suffered a 6-1 loss to No. 6 seed Eastern Illinois in the first round. The Skyhawks defeated No. 5 Southeast Missouri State, 5-1, in the second round and then lost to Eastern Illinois 5-1 in the consolation bracket elimination game.

With the bar raised for the 2003 season, Canary and the Skyhawks once again answered the challenge. The team proved its success in 2002 was not a fluke by winning 21 games and The Skyhawks knocked off Eastern Kentucky in the first round 4-0 before falling to eventual OVC Champion Tennessee Tech and Samford.

The Skyhawks were cruising. In 2004, the team won 40 games and followed that by winning 33 games in 2005. Canary and the Skyhawks were on a roll in 2006 winning 25 games and then claiming 30 wins in 2007.

In 2008, the Canary-led Skyhawk squad missed the OVC Tournament, for the first time in the coach's tenure. The regular season came down to the final weekend with UT Martin facing Samford and the winner of the three-game series earning the final berth into the postseason. After claiming the opening game 5-3, Samford was able to take the final two games of the series by a score of 2-1 in each. During the season Canary passed the 200 win plateau in his head coaching career. The milestone win came on the road, April 6, against Canary's alma mater Tennessee Tech by a score of 2-1.

One of the big highlights of Canary's coaching career came in 2009 when his team entered the OVC Tournament as the No. 4 seed and rallied after dropping the opening game to win the next five games and claim the program's first OVC Tournament championship and NCAA Tournament berth. The OVC Tournament run also marked the lowest seed to ever win the tournament along with also being the first time a team had come out of the first round losers bracket



CANARY ACCOLADES

- UT Martin's all-time winningest coach and the OVC's fifth winningest coach.
- 2012 OVC Coach of the Year
- OVC Regular Season Champion (2010, 2012)
- Inducted into Tennessee Tech University Athletic Hall of Fame in 1997.
- Selected as international coach for 14-15-year-old traveling team representing USA vs. Canada series, 1994.
- Selected as 1976 Baseball Academic All-American First Team; 1976 All-OVC Team.
- Played baseball at Tennessee Tech from 1973-77. Was ranked 3rd in NCAA after hitting .429 in 1976.
- Still holds the Tennessee Tech record for most walks in a career with 139.

Career Coaching Record

Year	Overall				OVC			
	W	L	T	Pct.	W	L	Pct.	Place
2002	25	33	0	.431	12	7	.632	3rd
2003	21	26	0	.429	12	8	.600	3rd
2004	40	21	0	.656	18	7	.720	2nd
2005	33	22	0	.600	15	11	.577	4th
2006	35	26	1	.574	15	12	.556	4th
2007	30	33	0	.476	14	12	.538	5th
2008	28	27	0	.509	10	12	.455	7th
2009	38	24	0	.613	13	10	.565	4th
2010	47	11	0	.810	22	3	.880	1st
2011	34	24	0	.586	19	10	.655	3rd
2012	39	22	0	.639	23	6	.793	1st
Totals	370	269	1	.578	173	98	.638	

Coaching Milestones

Win	Opponent	(Score)	Date
1	Nicholls State	3-0	2/16/02
50	Oakland	9-8	2/22/04
100	Southeast Missouri	5-2	3/19/05
148*	Morehead State	7-2	4/15/06
150	Eastern Kentucky	1-0	4/22/06
200	Tennessee Tech	2-1	4/6/08
250**	Southeast Missouri	4-1	5/9/09
300	Evansville	5-1	2/18/11

* Win No. 148 made Canary the all-time winningest coach at UT Martin

** Championship game of 2009 OVC Tournament

STARTING LINEUP

SKYHAWK ROSTER

COACHING STAFF

SEASON PREVIEW

2012 REVIEW

RECORD BOOK

THIS IS UT MARTIN

to eventually win the title.

The Skyhawks and Canary won their first regular season championship in 2010. The coach guided the Skyhawks to a 47-11 won-loss record. By winning the regular season title, the Skyhawks earned the right to host the OVC tournament.

In 2011, Canary was faced with replacing four four-year starters with a host of newcomers. The Skyhawks finished third in the regular season with a 19-10 slate and overall with a 34-24 record.

The Skyhawks rallied around a trio of seniors – Chelsea Jones, Jenny Bain and Erica Duke – in 2012, winning the regular season OVC title and the OVC Tournament crown. With the tournament title, the Skyhawks advanced to the NCAA Regional where they played eventual national champion Alabama and Georgia Tech.

Along with the proven leadership of the three seniors, the Skyhawks reaped the efforts of three freshmen in the starting lineup. When the dust settled on the season, the accolades came pouring in. Jones was named the OVC Pitcher of the Year. Taylor, a junior from Brownsville was named the league's Player of the Year and Canary picked up his second OVC Coach of the Year honor.

Jones and Taylor made the NFCA All-Region team, and Taylor was named an Easton All-American, in addition to being named a Capital One CoSIDA Academic All-American.

Canary's teams have also excelled in the classroom, earning the OVC Academic Award in 2005 along with currently being the team that owns the highest grade point average over the last five years according to the National Fast pitch Coaches Association.

Canary came to UT Martin from Tennessee Tech where he held various positions in athletics since 1993. He served as director of athletic fund-raising and assistant softball coach during the 2000-01 seasons, amassing a 44-20 record. Canary also served as an assistant baseball coach for the Golden Eagles from 1993-2000 season. During that time Tech claimed a 193-235-1 record highlighted by a regular season and tournament OVC championship in 1997.

Canary is a former Academic All-American baseball player from 1973-77 and graduate of Tennessee Tech University. He was inducted into the Tennessee Tech Sports Hall of Fame in 1997 in recognition of his outstanding playing career.

An All-OVC outfielder, Canary led the Golden Eagles with a .429 batting average and was named All-South and received the Academic All-American award following the 1976 season. Canary was the top batter in the Golden Eagle line up during the 1974 and 1976 seasons. In 1974, he led Tech with a .327 average at the plate and 1976 average of .429 still sits as third all-time in Golden Eagle baseball history.

Canary also sits at fourth in walks with 39 and sixth in at-bats per strikeout with 27.2. On the career walks list, Canary still holds the top spot with 134 free passes during his tenure.

He earned his master's degree from the University of Tennessee in 1980. Canary and his wife, Jenny (also a Tennessee Tech graduate), have one son, David who is currently an assistant coach at Johnson County Community College in Overland Park, Kansas. Jenny currently works in Skyhawk Athletics as the department's ticket manager.

OVC ALL-TIME WINNINGEST COACHES

	HEAD COACH	UNIVERSITY	SEASONS	CAREER WINS
1.	Lana Richmond*	Southeast Missouri	30	858
2.	Jana McGinnis*	Jacksonville State	19	656
3.	Jane Worthington*	Eastern Kentucky	21	535
4.	Tory Acheson	Tennessee Tech	14	503
5.	Donley Canary*	UT Martin	11	370

* Active Ohio Valley Conference head coach

Canary vs. All Opponents

OVC Opponents	W-L		
Austin Peay	26-5	Kansas	1-0
Belmont	12-0	Kennesaw State	0-2
Eastern Illinois	19-14	Kent State	0-1
Eastern Kentucky	18-17	Lafayette	1-0
Jacksonville State	8-24	Lipscomb	4-6
Morehead State	27-3	Louisiana-Lafayette	0-2
SIU Edwardsville	7-2	Louisiana-Monroe	1-1
Southeast Missouri	25-15	Louisville	0-1
Tennessee State	30-2	Loyola-Chicago	3-0
Tennessee Tech	16-21	Loyola Marymount	0-2
		Maine	1-2
		Manhattan	1-0
Other Opponents	W-L	Marist	1-0
Akron	3-0	Marshall	0-1
Alabama	0-1	Memphis	2-7
Alabama State	2-0	Mercer	1-0
Alcorn State	3-0	Mid-Continent	6-0
Arizona	0-1	Middle Tennessee	5-7-1
Arkansas	0-2	Minnesota	0-1
Arkansas Pine Bluff	1-0	Mississippi State	0-1
Army	2-0	Mississippi Valley State	5-2
Ball State	1-1	Missouri-Kansas City	2-0
Binghamton	1-0	Monmouth	1-1
Birmingham Southern	1-0	Niagara	1-0
Boston College	0-1	Nicholls State	2-0
Bowling Green	1-1	North Dakota State	0-1
Bradley	1-2	North Florida	0-1
Bucknell	2-0	North Texas	1-0
Buffalo	2-0	Northern Colorado	1-1
Butler	3-2	Northern Illinois	0-2
Central Arkansas	1-1	Northern Iowa	1-1
Central Connecticut	2-0	Northridge	1-1
Central Florida	0-1	Northwestern State	1-1
Chattanooga	2-4	Oakland	3-0
Cleveland State	2-0	Ohio State	1-0
Colgate	4-0	Ole Miss	1-3
Colorado State	0-2	Pennsylvania	1-2
Columbia	1-0	Purdue	0-2
Dakota Wesleyan	1-0	Radford	1-0
Dartmouth	1-1	Rhode Island	2-0
Dayton	1-0	Rider	1-0
Delaware	1-0	Sacred Heart	0-1
Drake	0-1	St. John's	0-1
Drexel	1-0	St. Joseph	1-0
East Tennessee State	2-2	St. Peters	1-0
Evansville	5-8	Saint Francis	1-0
Fairfield	1-1	Saint Louis	10-13
Fairleigh Dickinson	3-0	Samford	6-10
Florida A&M	1-0	San Diego	0-2
Florida Gulf Coast	1-1	Southeastern Louisiana	5-1
George Mason	1-1	Southern	4-1
Georgetown	1-0	Southern Illinois	4-11
George Washington	1-0	Southern Miss	0-1
Georgia	0-3	Syracuse	0-1
Georgia State	1-2	Texas-Arlington	0-1
Georgia Tech	0-4	Texas Southern	1-0
Grambling	1-0	Toledo	3-0
Houston Baptist	1-0	Troy	0-2
Illinois-Chicago	0-1	Tulsa	0-1
Illinois State	0-1	UNC Greensboro	1-0
Indiana	2-1	Valparaiso	0-1
IPFW	3-0	Wagner	2-0
Indiana State	2-5	Western Kentucky	4-5
Iona	1-0	Winthrop	0-2
Iowa State	1-0	Wisconsin	0-1
IUPUI	1-0	Yale	3-0
Jackson State	4-0	Youngstown State	2-1

SARAH DAWS



UT Martin, 2005
Sixth Season

ASSISTANT COACH

Sarah Daws enters her sixth season as an assistant softball coach at UT Martin. Daws, who was a four-year member of the Skyhawk softball program as a catcher from 2001-04, works primarily with the pitchers and catchers, along with providing hitting instruction.

In 2012, Daws worked with Ohio Valley Conference Pitcher of the Year and OVC Tournament Most Valuable Player Chelsea Jones who finished the season with a 28-9 overall record and a 2.30 ERA. In addition to leading the Skyhawks to their second OVC regular season title, Jones helped the Skyhawks win the OVC Tournament and advance to their second NCAA Regional where they played Georgia Tech and eventual national champion Alabama.

Jones was one of 10 players who received OVC accolades this past season. She also was named to the NFCA (National Fastpitch Coaches Association) All-Region team.

In addition to Jones' success, freshman catcher Lauren Smith and freshman pitcher Casey Vincent were named to the league's All-Newcomer team. Vincent finished the year with a 9-5 worksheet and a 3.11 ERA. The Skyhawks were 39-21 overall in 2012, and the team sported an ERA of 2.80.

In 2011, Daws worked with freshman pitcher Amanda Brandenburg who was named the league's Freshman of the Year. Brandenburg also was named All-OVC first team and was selection to the OVC's All-Newcomer team.

The Skyhawks were third in the OVC in pitching in 2011 with a team ERA of 2.95.

Daws coached first-team All-OVC selection Paj Lintz in 2010. She also coached pitcher Kate Vanderham and catcher Laurie Lindow, who were both All-OVC first-team selections. Vanderham picked up All-Newcomer honors, while Lindow was named to the OVC All-Tournament team.

Before the 2010 season, Daws had one member of her pitching staff named to the All-OVC Second Team, along with one All-OVC Tournament Team selection and the OVC Tournament MVP. She graduated from The University of Tennessee at Martin with a degree in education in 2004.

During her time at UT Martin, Daws was the opening day catcher all four years of her career. Daws earned the team defensive award in 2001 and the golden glove in 2003. She also earned accolades on the conference level, being named All-OVC Honorable Mention in 2002 and All-OVC Second Team in 2003. Daws still appears in the program's record books 13 times and is among the top-five in five categories.

Before returning to her alma mater, Daws was at Mill Creek High School where she was a special education teacher and served as an assistant coach with



the varsity softball program and as head coach of the junior varsity program.

Daws is the daughter of Barbara Daws and has one older brother, Geordy. She attended Brentwood High School where she was a two-sport athlete in softball and volleyball. On the diamond, Daws collected all-district accolades in 1998, 1999 and 2000. She was named to the all-district tournament team in 1999 and 2000 along with being named to the all-region team in 2000. She led her team to district championships in 1997, 1998 and 2000, regional championships in 1997, 1998 and 2000, and a sub-state championship in 1998.

STARTING
LINEUPSKYHAWK
ROSTERCOACHING
STAFFSEASON
PREVIEW

2012 REVIEW

RECORD BOOK

THIS IS
UT MARTIN

DANIEL FARMER



UT Martin, 2010
Third Season



VOLUNTEER ASSISTANT COACH

Daniel Farmer, a UT Martin graduate from Camden, begins his first season as the volunteer assistant coach for the softball team. He has been working with the team since 2011. Farmer will work primarily with outfielders and hitters as well as serving as an academic mentor to the Skyhawks.

In only his second season with the Skyhawks, Farmer worked with Ohio Valley Conference Player of the Year Leah Taylor, who led the Skyhawks with a .385 batting average, 61 runs scored, 10 triples, and 37 stolen bases. Taylor was also named to the Capital One Academic All-America first team and the National Fastpitch Coaches Association 2012 NFCA Division 1 All-Region team, as well as racking up OVC Regular Season First team honors. After the season ended, Taylor was named to the 2012 Easton All-American Team. She also earned College Sports Madness' OVC Player of the week twice, and the adidas OVC Player of the Week two times.

Also in 2012, Farmer worked with OVC Regular Season Second Team honoree Kayla Wade who played in all of the Skyhawks games and sported a .335 batting average. Wade was also tabbed to the OVC All-Tournament team where she posted a .400 batting average during the tournament. Wade was joined on the all-tournament team by fellow outfielder Becca Williams who hit .364 and blasted a double and recorded three RBIs.

While an undergraduate student at UT Martin, Farmer was highly involved in the Campus Recreation Department where he worked for five years. During his tenure at Campus Recreation, he was responsible for supervising intramural activities, supervising the Elam Center, Skyhawk Fieldhouse and the Student Recreation Center facilities. Farmer also worked as a swim instructor, lifeguard and fitness center attendant.

He earned a bachelor's degree in education with an integrated studies concentration and recently obtained a master's degree in education with aspirations of one day becoming a college coach.

Ashley Archer has joined the Skyhawk program as a graduate assistant after a successful career at Morehead State.

Archer played in 37 games her senior year at Morehead State and hit a pair of home runs and registered three doubles. She proved to be a defensive mainstay in the outfield. She committed one error.

In 2009, Archer played in 12 games before suffering a season-ending injury in a game against UT Martin at Bettye Giles Field.

Before Morehead State, Archer prepped at West Lafayette High School where she led the team to the Indiana state championship.

She helped her team win four consecutive sectional championships. She was named an Honorable Mention All-Area in 2005 when she hit .295 with 23 runs scored, three doubles and two triples.

Before coming to UT Martin, Archer was a mentor



Morehead State, 2010
First Season



GRADUATE ASSISTANT COACH

and athletic tutor to student-athletes at the Drew and Brittany Brees Student Athlete Academic Center at Purdue University. She also coached softball at Lafayette Central Catholic High School.



STARTING LINEUP

SKYHAWK ROSTER

COACHING STAFF

SEASON PREVIEW

2012 REVIEW

RECORD BOOK

THIS IS UT MARTIN



KATHERINE MALIK

Athletic Trainer
Fourth Season

Katherine Malik enters her fourth season as an assistant athletic trainer at The University of Tennessee at Martin. She serves as the primary athletic trainer for the Skyhawk women's soccer and softball teams, while also assisting with the Olympic sports.

Malik comes to the Skyhawk Sports Medicine staff from Birmingham Southern where she was also an assistant athletic trainer, working primarily with the women's soccer, women's basketball, softball and lacrosse teams. Prior to her time at Birmingham Southern, Malik spent a year as an intern at Georgia Tech and two years as a graduate assistant at the University of Central Florida. While at Georgia Tech, Malik worked with the football and track programs and at Central Florida she worked primarily with the women's soccer team while earning a master's degree in physical education.

Malik is a 2004 graduate of the University of Florida, earning a degree in exercise science and is married to her husband, Tyson Malik, head baseball coach at Jackson State.

CHARLIE RAYBURN

Strength and Conditioning
Eleventh Season



Charlie Rayburn is in his eleventh season as the strength and conditioning coach for the softball program at The University of Tennessee at Martin. His duties include implementing the weight program, leading the team through stretching exercises and on-the-field agility drills.

Rayburn has also taught with the UT Martin department of health and human performance since 1973. He came to UT Martin after receiving his post-graduate degree in health education from Murray State University.

Rayburn is married to Judy Rayburn, who is the director of admissions at UT Martin.



JOE LOFARO

Athletic Communications
10th Season

Joe Lofaro is entering his 10th year as the sports information director at UT Martin. He serves as the primary contact for football, women's basketball, men's golf, volleyball, softball, equestrian and rodeo. His duties include writing press releases, serving as media host, producing media guides and coordinating event operations. In addition he supervises a student support staff and a fulltime assistant sports information director. He also supervises the coordinator of the Skyhawk Radio Network.

Most recently Lofaro won first place in the nation for event coverage in the 2010 Fred Stabley CoSIDA Writing Contest. Lofaro served as the news bureau manager and the publications coordinator in the Office of University Relations at UT Martin from December 1997 through February 2002. Before returning to his alma mater, UT Martin, Lofaro served as sports editor at The Harrison (Ark.) Daily Times and The Review Appeal/The Brentwood Journal of Franklin, Tenn. He was the managing editor of The Weakley County Press in Martin from 1994-97.

Lofaro received a bachelor's degree in communications with a news editorial concentration from UT Martin in 1988 and a Bachelor's of University Studies from UT Martin in 2012. He has earned numerous Tennessee Press Association and Tennessee Sports Writers Association honors, including the 1996 TSWA Writer of the Year Award.

A native New Yorker, Lofaro is married to the former Susan Reaves of Martin. The couple has three adopted children, Daniel, Leslie and Kourtney.



2013 SEASON PREVIEW

SKYHAWKS LOOKING TO REPEAT IN '13

Senior Becca Williams and softball head coach Donley Canary are on the same page – the Skyhawks might be able to hit better, but will the team have enough pitching -- as the 2013 UT Martin softball season approaches.

Williams and former Skyhawk pitcher Chelsea Jones played in the 18-and-under USFA World Series in Panama City before they embarked on their collegiate careers at The University of Tennessee at Martin.

"We lost the first game and then Chelsea came into pitch the next four games and we won," Williams said. "Chelsea (Jones) is a beast when she is in the circle."

Jones made 47 appearances, posted a 28-10 won-loss record with 33 complete games, earned three saves and a 2.45 Earned Run Average. She was named the Ohio Valley Conference Pitcher of the Year and was a first-team All-OVC selection.

"We have experienced players returning, but we have some big shoes to fill," Canary said.

The Skyhawks, who won the regular season, the conference championship and advanced to the NCAA Regional Tournament, lost Jones, catcher Erica Duke and shortstop Jenny Bain to graduation. To put it another way -- two first-team all-conference players and the middle of the infield.

Duke started and played in 58 games behind the plate. She hit .239, but had 12 extra base hits, five home runs and 21 RBI.

Bain started and played in all 61 games and for all practical purposes is listed among all the team's offensive records. She hit .314, with 59 hits, 15 doubles and eight home runs. She led the team with 54 RBI.

"Our season will be successful if we fill those three positions," Canary said. "We have people with potential, but they must step up."

Here is a look at the 2013 Skyhawk roster by position:



Leah Taylor

OUTFIELD

Junior Kayla Wade, an OVC All-Tournament player, will return to left field. She will bat second in the lineup. Canary says she can bunt or slap and she has power. Wade's backup will be sophomore Kelsey Dixon who played in 46 games and started in 16 this past season. Canary says Dixon is offensive minded and can contribute once she recovers from shoulder surgery.

All-American and the OVC Player of the Year, Leah Taylor, returns to centerfield for her senior campaign. "Leah is a five-tool player," Canary said. "She can hit for average; she can hit for power; she can steal bases; she can run and she can throw."

Taylor led the team with a .385 batting average, eight home runs and 10 triples. She also stole 37-of-42 bases.

Freshman Mikala Torrence will back up Taylor in centerfield. Torrence, from a strong high school program, can run. She has a strong arm and she can slap.

Three-year starter Becca Williams, who made the OVC All-Tournament team, will return to play right field. She hit .259 and played in 55 games. She drove in 18 runs and belted 12 doubles.

"Becca has the strongest arm on the team and she came through with some clutch hits this past season," Canary said. "We expect her to do even more in her senior year."

Junior Kristen Lackey will challenge for the designated player chores this season. Lackey, who won the Miss UTM Scholarship Pageant in January, was a key player off the bench this past season. She scored 15 runs and stole 12 bases. "Kristen has tremendous speed and gives us another dimension with her offensive talents," Canary said.

Lackey could also play right field behind Williams.

INFIELD

Sophomore Kenzi Tate, from Mt. Vernon, Ill., will play one of the corner infield positions when she is not in the circle. She saw a lot of action at the hot corner as a true freshman. She played in 44 contests, and drove in 10 runs and hit six doubles.

"Kenzi played her best in the bigger games this past season, and we are going to need someone like that who can step up," Canary said.



Becca Williams

STARTING LINEUP

SKYHAWK ROSTER

COACHING STAFF

SEASON PREVIEW

2012 REVIEW

RECORD BOOK

THIS IS UT MARTIN

In addition to playing third, Tate could see some action in the circle. Backing up Tate at third will be true freshman Autumn Glenn, who can also pitch.

"Autumn is a strong fielding third baseman who has a great arm," Canary said.

Sophomore Lindsey Feigl and true freshman Jessie Britt will compete for the starting job at shortstop. Feigl showed her potential this past season as she started 15 games.

Britt has all the tools necessary to be a strong player for the Skyhawks, but lacks the experience. "It is going to be a battle to see who can replace Jenny Bain," Canary said.

Sophomore Sam McClure won the second base job as a true freshman this past season, but is fighting to hold off senior Katie Reiff this year. "Sam is an excellent bunter with good gap power, but she must improve on her overall hitting," Canary said.

Reiff is making her bid to rejoin the Skyhawk lineup at second base. "Katie is an above average fielder who played shortstop in junior college. She plays second base like you would play shortstop," the coach said. Both McClure and Reiff need to become more offensive minded for the Skyhawks.

First-team All-OVC and an OVC Newcomer team selection, Lauren "G" Smith will play first base and catcher during the 2013 season. Smith sported a .274 batting average and led the team

with nine home runs. She also drove in 35 runs. Smith will be in the middle of the Skyhawk lineup and serve as the main team RBI threat.

Juniors Lydia Biggerstaff and Stephanie Nidiffer who combined to play 53 games in 2012 will be the backup at first to Smith. Biggerstaff can hit for power, while Nidiffer earned a starting position as a freshman. True freshman Rachel Scrum will also see action at first base. The Skyhawks will look to freshman Devon Wilson, from nearby Camden, to catch. Wilson is a strong defensive catcher who understands the game, but lacks valuable game experience. She will get on-the-job training as the Skyhawks' season opens.

PITCHERS

Sophomore Casey Vincent will assume the role as the Skyhawks No. 1 pitcher. The left-hander has great off-speed stuff. As a true freshman, Vincent won nine games and emerged as the Skyhawks No. 2 pitcher. She earned a spot on the All-OVC Newcomer team for her efforts in 2012.

Junior Morgan Lewis, a highly decorated high school player, was hindered with a torn tendon in her right wrist this past season. "Morgan showed flashes of brilliance in big non-conference games against Arkansas and SIU," Canary said. "She must continue to build on these performances and emerge as the performer she can be for us to be successful in 2013."

Tate will also see action in the circle this season. She made nine appearances and Canary said she gained a tremendous amount of experience. "She pitched against some top-flight competition," the coach said. "Kenzi (Tate) has excellent control and great movement on her pitches. She is a tremendous competitor. She wants the ball and believes she can beat anyone. That is the type of pitcher we want in the circle."

Glenn, the true freshman from Covington High School, could also start or come in to relieve one of the starters. "Autumn was one of the biggest surprises during our fall season," Canary said. "She needs some experience and she needs to get bigger



Casey Vincent

and stronger. She has worked hard in the weight room over the winter. She will get opportunities to pitch this season."

SCHEDULE

The Skyhawks biggest foe could be their schedule itself. The team will open the season with four consecutive tournaments, at Southeastern Louisiana, at Kennesaw State, at Ole Miss and at the Rebel Spring Games in Florida.

"This is going to be very difficult," Canary said. "You never know who you are going to play when you sign up for these tournaments. The good thing is the competition will prepare us for the OVC later in the spring."

With the OVC moving to divisions, the softball schedule will be different this year. Teams used to play two-day, three-game series and now teams in one division will play teams in the opposite division in a doubleheader on Saturday and then travel to another opponent and play a doubleheader on Sunday. Teams in the same division will continue to play each other in the three-game, two-day series.



Lauren Smith

SKYHAWK
LINEUP

SKYHAWK
ROSTER

GOING
UP









SEASON
PREVIEW

2012
REVIEW














RECORD
BOOK

THIS IS
UT MARTIN


















FEBRUARY

Sunday	Monday	Tuesday	Wednesday	Thursday	Friday	Saturday
						
						
						
						

MARCH

Sunday	Monday	Tuesday	Wednesday	Thursday	Friday	Saturday
						
						
						
						

APRIL/MAY

Sunday	Monday	Tuesday	Wednesday	Thursday	Friday	Saturday
						
						
						
						
						
						
						

2013 SCHEDULE

Date	Opponent	Location	Time
Feb. 8	1- Louisiana Tech	Hammond, La.	3 p.m.
Feb. 8	1- at Southeastern Louisiana	Hammond, La.	5:30 p.m.
Feb. 9	1- Saint Louis	Hammond, La.	10 a.m.
Feb. 9	1- Delaware	Hammond, La.	12:30 p.m.
Feb. 10	1- Southern	Hammond, La.	10 a.m.
Feb. 16	2- Mercer	Atlanta, Ga.	10:30 a.m.
Feb. 16	2- Ball State	Atlanta, Ga.	1 p.m.
Feb. 17	2- at Kennesaw State	Atlanta, Ga.	10 a.m.
Feb. 17	2- UAB	Atlanta, Ga.	12:30 p.m.
Feb. 22	3- Middle Tennessee	Oxford, Miss.	9 a.m.
Feb. 22	3- Mississippi Valley State	Oxford, Miss.	3:45 p.m.
Feb. 23	3- McNeese State	Oxford, Miss.	1:30 p.m.
Feb. 23	3- at Ole Miss	Oxford, Miss.	3:45 p.m.
Feb. 24	3- Drake	Oxford, Miss.	9 a.m.
Mar. 4	4- Sacred Heart	Kissimmee, Fla.	3 p.m.
Mar. 4	4- Holy Cross	Kissimmee, Fla.	5 p.m.
Mar. 5	4- Saint Francis	Kissimmee, Fla.	1 p.m.
Mar. 5	4- Detroit Mercy	Kissimmee, Fla.	3 p.m.
Mar. 7	4- Penn	Kissimmee, Fla.	11 a.m.
Mar. 7	4- Penn	Kissimmee, Fla.	1 p.m.
Mar. 8	4- South Dakota	Kissimmee, Fla.	9 a.m.
Mar. 8	4- Niagara	Kissimmee, Fla.	11 a.m.
Mar. 13	Ole Miss	Martin, Tenn.	3 p.m.
Mar. 16	*SIU-Edwardsville (2)	Edwardsville, Ill.	1 p.m.
Mar. 17	*SIU-Edwardsville	Edwardsville, Ill.	1 p.m.
Mar. 20	Trevecca	Martin, Tenn.	4 p.m.
Mar. 23	*Tennessee State (2)	Nashville, Tenn.	Noon
Mar. 24	*Belmont (2)	Nashville, Tenn.	Noon
Mar. 27	Saint Louis	St. Louis, Mo.	3 p.m.
Mar. 29	*Austin Peay (2)	Martin, Tenn.	1 p.m.
Mar. 30	*Austin Peay	Martin, Tenn.	1 p.m.
Apr. 3	Evansville (2)	Martin, Tenn.	4 p.m.
Apr. 6	*Tennessee Tech (2)	Cookeville, Tenn.	Noon
Apr. 7	*Jacksonville State (2)	Jacksonville, Ala.	Noon
Apr. 10	SIU Carbondale	Martin, Tenn.	4 p.m.
Apr. 13	*Murray State (2)	Murray, Ky.	1 p.m.
Apr. 14	*Murray State	Martin, Tenn.	1 p.m.
Apr. 16	Middle Tennessee	Martin, Tenn.	3 p.m.
Apr. 20	*Morehead State (2)	Martin, Tenn.	Noon
Apr. 21	*Eastern Kentucky (2)	Martin, Tenn.	Noon
Apr. 24	Memphis	Martin, Tenn.	4 p.m.
Apr. 27	*Eastern Illinois (2)	Martin, Tenn.	1 p.m.
Apr. 28	*Eastern Illinois	Martin, Tenn.	1 p.m.
May 4	*Southeast Missouri (2)	Cape Girardeau, Mo.	1 p.m.
May 5	*Southeast Missouri	Cape Girardeau, Mo.	1 p.m.
May 9-11	OVC Tournament	Campus Site	TBA

Home Games in Bold

*OVC Game

- 1 - Southeastern Louisiana Lions Classic
- 2 - Kennesaw State Tournament, Kennesaw, Ga.
- 3 - Ole Miss Tournament, Oxford, Miss.
- 4 - Rebel Spring Games, Kissimmee, Fla.
- 5- Ohio Valley Conference Tournament, TBA Campus Site

**SHIPPING
LINEUP**
**SKYBOX
ROSTER**
**GOING
HOMES**
**SEASON
PREVIEW**
2012 REVIEW
RECORD BOOK
**THIS IS
UT MARTIN**

OF

 Leah Taylor
Mikala Torrence

OF

 Kayla Wade
Kelsey Dixon

OF

 Becca Williams
Kristin Lackey

SS

 Lindsey Feigl
Katie Reiff
Jessie Britt

2B

 Katie Reiff
Samantha McClure

3B

 Kenzi Tate
Stephanie Nidiffer

1B

 Lauren Smith
Stephanie Nidiffer
Lydia Biggerstaff
Rachel Scrum

P

 Casey Vincent
Morgan Lewis
Kenzi Tate
Autumn Glenn

C

 Deven Wilson
Lauren Smith

Returning Starters (6)

Starter	Pos.	Year	GP/GS	Avg.	Runs	Hits	RBI	Slg%	FLD%	2012 Season Honors
Samantha McClure	2B	So.	54/28	.215	14	14	3	.308	.966	
Lauren Smith	1B	So.	51/50	.274	18	37	35	.504	.975	OVC All-Newcomer
Kenzi Tate	3B	So.	44/36	.170	3	17	10	.260	.905	
Leah Taylor	CF	Sr.	61/61	.385	61	77	34	.630	.952	OVC Player of the Year
Kayla Wade	LF	Jr.	61/61	.332	48	65	19	.413	.968	All-OVC Second Team
Becca Williams	RF	Sr.	59/55	.259	16	37	48	.336	.944	OVC All-Tournament Team

Returning Letter Winners (8)

Letter winner	Pos.	Year	GP/GS	Avg.	Runs	Hits	RBI	Slg%	FLD%	2012 Season Honors
Lydia Biggerstaff	1B	Jr.	18/12	.189	0	7	1	.243	.875	
Kelsey Dixon	OF	So.	46/16	.180	16	9	9	.180	1.000	
Lindsey Feigl	SS/2B	So.	21/15	.167	4	4	1	.208	.981	
Kristen Lackey	OF	Jr.	48/0	.000	15	0	0	.000	.000	
Morgan Lewis	P/Util.	Jr.	39/31	.235	5	24	15	.373	1.000	
Stephanie Nidiffer	3B/1B	Jr.	35/28	.188	2	12	7	.203	.978	
Katie Reiff	2B/SS	Sr.	53/34	.188	19	19	16	.307	.931	

Pitcher	Year	W-L	ERA	APP	GS	IP	H	ER	SO	BB	2012 Season Honors
Morgan Lewis	Jr.	0-3	2.75	8	1	20.1	15	8	22	10	
Kenzi Tate	So.	2-1	4.72	9	4	29.2	35	20	15	14	
Casey Vincent	So.	9-5	3.08	23	14	86.1	83	38	49	35	OVC All-Newcomer

Starters Lost (3)

Starter	Pos.	GP/GS	Avg.	Runs	Hits	RBI	Slg%	FLD%	2012 Season Honors
Jenny Bain	SS	61/61	.314	30	59	54	.521	.947	All-OVC First Team
Erica Duke	C	58/58	.239	7	39	21	.374	.979	

Pitcher	W-L	ERA	APP	GS	IP	H	ER	SO	BB	2012 Season Honors
Chelsea Jones	28-10	2.45	47	39	262.1	252	92	199	56	OVC Pitcher of the Year



OPPONENTS

SOUTHEASTERN LOUISIANA LION CLASSIC (FEB. 8-10 in Hammond, La.)**Tournament Schedule****Friday, Feb. 8**

3 p.m. UT Martin vs. Louisiana Tech
 5:30 p.m. UT Martin at SE Louisiana

Saturday, Feb. 9

10 a.m. UT Martin vs. Saint Louis
 12:30 p.m. UT Martin vs. Delaware

Sunday, Feb. 10

10 a.m. UT Martin vs. Southern

**KENNESAW STATE TOURNAMENT** (FEB. 16-17 in Kennesaw, Ga.)**Tournament Schedule****Saturday, Feb. 16**

10:30 a.m. UT Martin vs. Mercer
 1 p.m. UT Martin vs. Ball State

Sunday, Feb. 17

1 p.m. UT Martin at Kennesaw State
 3:30 p.m. UT Martin vs. UAB

**OLE MISS TOURNAMENT** (FEB. 22-23 in Oxford, Miss.)**Tournament Schedule****Friday, Feb. 22**

9 a.m. UT Martin vs. Middle Tennessee St.
 3:45 p.m. UT Martin vs. Mississippi Valley St.

Saturday, Feb. 23

9 a.m. UT Martin vs. Drake
 1:30 p.m. UT Martin vs. McNeese State
 3:45 p.m. UT Martin at Ole Miss

**OHIO VALLEY CONFERENCE CHAMPIONSHIP**

The 2013 OVC Softball Tournament will be held May 8-11 at the site of the regular season champion and the No. 1 seed. This season marks the 20th time the Championship has been held and the first time it has featured an expanded field of eight teams. Last season UT Martin hosted the event and claimed its second softball tournament crown.

OVC Tournament History

Year	Champion	Runner-up	Host
1994	SEMO	MTSU	APSU
1995	TTU	EKU	EKU
1996	SEMO	TTU	MTSU
1997	SEMO	EIU	MOR
1998	SEMO	EIU	SEMO
1999	SEMO	EIU	UTM
2000	MTSU	SEMO	MTSU
2001	TTU	EKU	TTU
2002	EKU	TTU	EKU
2003	TTU	EKU	TTU
2004	EKU	UTM	EKU
2005	TTU	JSU	JSU
2006	TTU	EKU	TTU
2007	TTU	JSU	TTU
2008	JSU	TTU	JSU
2009	UTM	SEMO	JSU
2010	JSU	UTM	UTM
2011	JSU	SEMO	EIU
2012	UTM	TTU	UTM

REBEL SPRING GAMES (MAR. 4-9 in Kissimmee, Fla.)**Tournament Schedule****Monday, Mar. 4**

3 p.m. UT Martin vs. Sacred Heart
 5 p.m. UT Martin vs. Holy Cross

Tuesday, Mar. 5

1 p.m. UT Martin vs. Saint Francis
 3 p.m. UT Martin vs. Detroit Mercy

Thursday, Mar. 7

11 a.m. UT Martin vs. Penn
 1 p.m. UT Martin vs. Penn

Friday, Mar. 8

9 a.m. UT Martin vs. South Dakota
 11 a.m. UT Martin vs. Niagara



LOUISIANA TECH

Friday, Feb. 8 • Hammond, La.
3 p.m.

General Information

Location	Ruston, La.
Founded	1894
Enrollment	11,360
Nickname	Lady Techsters
Colors	Red and Blue
Conference	Western Athletic Conference
Chancellor	Daniel D. Reneau
Director of Athletics	Bruce Van De Velde

Facility Information

Home Field	Lady Techster Softball Complex
Capacity	NA

Sports Information

Softball SID	Malcolm Butler
SID Phone	(318)257-3145
SID Email	mbutler@latech.edu

Coaching Information

Head Coach	Mark Montgomery
HC Alma Mater	Eastern Kentucky
HC Career Record	12 Seasons 330-320 (.508)
HC Record at School	First Year
2012 Record	At Northern Colorado 25-28
Assistants	Jeannie Douglas John Garriss
Office Phone	318-257-3016

Team Information

2012 Record	25-33
2012 WAC Record	8-12(6th)
2012 Postseason	None
Letterwinners Returning/Lost	12/3
Starters Returning/Lost	8/1
Newcomers	5

Series Information

Series Record	1-0
Last Meeting	1997
Where	Ruston, La.
Result	10-1
Streak	Lousiana Tech +1

SOUTHEASTERN LOUISIANA

Friday, Feb. 8 • Hammond, La.
5 p.m.

General Information

Location	Hammond, La.
Founded	1925
Enrollment	15,414
Nickname	Lady Lions
Colors	Green and Gold
Conference	Southland
Chancellor	Dr. John Crain
Director of Athletics	Bart Bellairs

Facility Information

Home Field	North Oak Park
Capacity	500

Sports Information

Softball SID	Kemmler Chapple
SID Phone	985-974-5466
SID Email	kemmler.chapple@selu.edu

Coaching Information

Head Coach	Pete Langlois
HC Alma Mater	Southeastern Louisiana University
HC Career Record	370-525 18 Seasons
HC Record at School	Same
2012 Record	15-34
Assistants	Arica Rodriguez Julie Kennedy
Office Phone	(985) 549-5192

Team Information

2012 Record	15-34
2012 Conference Record	5-15 (10th)
2012 Postseason	None
Letterwinners Returning/Lost	12/8
Starters Returning/Lost	6/3
Newcomers	10

Series Information

Series Record	3-3
Last Meeting	February 18, 2011
Where	Mobile, Ala.
Result	7-5 Southeastern Louisiana
Streak	L2

SAINT LOUIS

Saturday, Feb. 9 • Hammond, La.
10:30 a.m.
Wednesday, March 27 • St. Louis, Mo.
3 p.m.

General Information

Location	St. Louis, Mo.
Founded	1764
Enrollment	13785
Nickname	Billikens
Colors	Blue and White
Conference	Atlantic Ten Conference
Chancellor	Rev. Fr. Lawrence Biondi
Director of Athletics	Chris May

Facility Information

Home Field	Billiken Sports Center
Capacity	500

Sports Information

Softball SID	Mickey Smith
SID Phone	314-977-3346
SID Email	bkunderm@slu.edu

Coaching Information

Head Coach	Christy Connoyer
Alma Mater	University of Notre Dame
Career Record	83-87
Record at School	52-57
2012 Record	23-33
Assistants	Sarah Clynes Stephanie Winter
Office Phone	314-977-3284

Team Information

2012 Record	23-33
2012 Conference Record	9-11
2012 Postseason	None
Letterwinners Returning/Lost	10/6
Starters Returning/Lost	8/4
Newcomers	5

Series Information

Series Record	17-19
Last Meeting	February 17, 2012
Where	Fort Myers Fla.
Result	3-0 UT Martin
Streak	W8



DELAWARE

Saturday, Feb. 9 • Hammond, La.
12:30 p.m.

SOUTHERN

Sunday, Feb. 10 • Hammond, La.
10 a.m.

MERCER

Saturday, Feb. 16 • Atlanta, Ga.
10:30 a.m.

General Information

Location	Newark, Del.
Founded	1743
Enrollment	16,000
Nickname	Fightin' Blue Hens
Colors	Royal Blue and Gold
Conference	Colonial Athletic Association
Chancellor	Dr. Patrick T. Hanker
Director of Athletics	Bernard M. Muir

Facility Information

Home Field	Delaware Softball Stadium
Capacity	1,000

Sports Information

Softball SID	Kevin Tritt
SID Phone	302-831-8715
SID Email	Ktritt@udel.edu

Coaching Information

Head Coach	Jamie Wahlbach
HC Alma Mater	Kutztown
HC Career Record	36-75-1
HC Record at School	81-125-1
2012 Record	15-41-1
Assistants	Lauren Cognigni Tenaya Tucker

Team Information

2012 Record	15-41-1
2012 Conference Record	8-12
2012 Postseason	None
Letterwinners Returning/Lost	12/2
Starters Returning/Lost	12/2
Newcomers	7

Series Information

Series Record	UT Martin 1-0
Last Meeting	February 18, 2012
Where	
Result	UT Martin 9-1
Streak	UT Martin W1

General Information

Location	Baton Rouge, La.
Founded	1967
Enrollment	3,104
Nickname	Jaguars
Colors	Columbia Blue and Gold
Conference	Southwestern Athletic Conference
Chancellor	Dr. Ray Belton
Director of Athletics	William Broussard

Facility Information

Home Field	N/A
Capacity	N/A

Sports Information

Softball SID	Christopher Jones
SID Phone	225-771-3791
SID Email	

Coaching Information

Head Coach	Nancy Marshall
HC Alma Mater	Bishop State
HC Career Record	309-236
HC Record at School	Same
2012 Record	6-32
Assistants	Mark Mattox

Team Information

2012 Record	6-32
2012 Conference Record	4-10
2012 Postseason	None
Letterwinners Returning/Lost	12/2
Starters Returning/Lost	7/2
Newcomers	0

Series Information

Series Record	UT Martin 4-1
Last Meeting	February 12, 2012
Where	Hammond, LA
Result	UT Martin 9-1
Streak	UT Martin W2

General Information

Location	Macon, Ga.
Founded	1833
Enrollment	8,200
Nickname	Bears
Colors	Orange and Black
Conference	Atlantic Sun
Chancellor	William D. Underwood
Director of Athletics	Jim Cole

Facility Information

Home Field	N/A
Capacity	N/A

Sports Information

Softball SID	Jeff Graham
SID Phone	478-301-5209
SID Email	

Coaching Information

Head Coach	James DeFeo
HC Alma Mater	Rutgers
HC Career Record	24-28
HC Record at School	24-28
2012 Record	24-28
Assistants	Kelley Bedrosian
Office Phone	478-301-2263

Team Information

2012 Record	24-28
2012 Conference Record	5-13
2012 Postseason	None
Letterwinners Returning/Lost	8/3
Starters Returning/Lost	6/3
Newcomers	5

Series Information

Series Record	UT Martin 1-0
Last Meeting	March 7, 2009
Where	Atlanta, Ga.
Result	UT Martin 6-3
Streak	UT Martin W1



BALL STATE

Saturday, Feb. 16 • Atlanta, Ga.
1 p.m.

General Information

Location	Muncie, Ind.
Founded	1918
Enrollment	22,083
Nickname	Cardinals
Colors	Cardinal Red and White
Conference	Mid-American Conference
Chancellor	Dr. Jo Ann M. Gora
Director of Athletics	Tom Collins

Facility Information

Home Field	Ball State Softball Complex
Capacity	1,000
Press Box Phone	765-285-2463

Sports Information

Softball SID	Brad Caudill
SID Phone	765-285-8242
SID Email	bcaudill2@bsu.edu

Coaching Information

Head Coach	Craig Nicholson
HC Alma Mater	Wilfrid Laurier
HC Career Record	927-235
HC Record at School	204-145
2012 Record	40-15
Assistants	Stephanie DeFeo Kim Mazzapica

Team Information

2012 Record	40-15
2012 Conference Record	17-3
2012 Postseason	
Letterwinners Returning/Lost	13/7
Starters Returning/Lost	5/5
Newcomers	8

Series Information

Series Record	1-1
Last Meeting	February 28, 2010
Where	Chattanooga, Tenn.
Result	Ball State W 5-0
Streak	Ball State W1

KENNESAW STATE

Sunday, Feb. 17 • Atlanta, Ga.
1 p.m.

General Information

Location	Kennesaw, Ga.
Founded	1963
Enrollment	24,600
Nickname	Owls
Colors	Gold, and Black
Conference	Atlantic Sun
Chancellor	Daniel S. Papp
Director of Athletics	Vaughn Williams

Facility Information

Home Field	Bobbie Bailey Softball Complex
Capacity	1,432

Sports Information

Softball SID	Libby Knight
SID Phone	(770) 794-7589
SID Email	eknigh10@kennesaw.edu

Coaching Information

Head Coach	Scott Whitlock
HC Alma Mater	Piedmont
HC Career Record	1115-295
HC Record at School	Same
2012 Record	33-24
Assistants	Wes Holly Jr. Leigh Wintter

Team Information

2012 Record	33-24
2012 Conference Record	14-4
2012 Postseason	None
Letterwinners Returning/Lost	11-5
Starters Returning/Lost	5/5
Newcomers	11

Series Information

Series Record	Kennesaw State 2-0
Last Meeting	March 2, 2012
Where	Atlanta, Ga.
Result	Kennesaw State 2-1
Streak	Kennesaw State W2

UAB

Sunday, Feb. 17 • Atlanta, Ga.
3:30 p.m.

General Information

Location	Birmingham, Ala.
Founded	1969
Enrollment	18,000
Nickname	Blazers
Colors	Forest Green and Old Gold
Conference	Conference USA
Chancellor	Dr. Richard Marchase
Director of Athletics	Brian Mackin

Facility Information

Home Field	UAB Softball Field
Capacity	350
Press Box Phone	205-975-7800

Sports Information

Softball SID	Kathryn Roberts
SID Phone	205-934-0722
SID Email	kathryn5@uab.edu

Coaching Information

Head Coach	Marla Townsend
HC Alma Mater	Alabama
HC Career Record	380-377
HC Record at School	Same
2012 Record	37-22
Assistants	Lucy Bass Nick Crawford

Team Information

2012 Record	37-22
2012 Conference Record	17-7
2012 Postseason	None
Letterwinners Returning/Lost	10/6
Starters Returning/Lost	5/4
Newcomers	3

Series Information

Series Record	None
Last Meeting	None
Where	None
Result	None
Streak	None



MIDDLE TENNESSEE ST.

Friday, Feb. 22 • Oxford, Miss.
9 a.m.
Tuesday, Apr. 16 • Martin, Tenn.
3 p.m.

General Information

Location	Murfreesboro, Tenn.
Founded	1911
Enrollment	26,432
Nickname	Blue Raiders
Colors	Royal Blue and White
Conference	Sun Belt
Chancellor	Sr. Sidney McPhee
Director of Athletics	Chris Massaro

Facility Information

Home Field	Blue Raider Softball Field
Capacity	1000

Sports Information

Softball SID	Andrew Sogn
SID Phone	605-310-6498
SID Email	sogn@goblueraiders.com

Coaching Information

Head Coach	Jeff Breeden
HC Alma Mater	Eastern Tennessee State
HC Career Record	764-195-2
HC Record at School	First Year
2012 Record	
Assistants	Falon Catalano Kelley Montalvo

Team Information

2012 Record	16-33
2012 Conference Record	5-18
2012 Postseason	None
Letterwinners Returning/Lost	12/4
Starters Returning/Lost	13/4
Newcomers	10

Series Information

Series Record	11-24-1
Last Meeting	April 25, 2012
Where	Murfreesboro, Tenn.
Result	W 4-3
Streak	W1

MISSISSIPPI VALLEY ST.

Friday, Feb. 22 • Oxford, Miss.
3:45 p.m.

General Information

Location	Itta Bena, Miss.
Founded	1950
Enrollment	2500
Nickname	Devilettes
Colors	Forest Green and White
Conference	Southwestern Athletic Conference
Chancellor	Dr. Donna H. Oliver
Director of Athletics	Ashley Robinson

Facility Information

Home Field	
Capacity	

Sports Information

Softball SID	Kenneth Mister
SID Phone	662-254-3011
SID Email	kcmister@mvsu.edu

Coaching Information

Head Coach	Lee Smith
HC Alma Mater	
HC Career Record	
HC Record at School	
2012 Record	34-19
Assistants	Shanika Randle Brooke Reed

Team Information

2012 Record	34-19
2012 Conference Record	16-0
2012 Postseason	NCAA Softball Regional
Letterwinners Returning/Lost	10/5
Starters Returning/Lost	6/4
Newcomers	4

Series Information

Series Record	UT Martin 5-2
Last Meeting	February 19, 2010
Where	Hammond, La
Result	UT Martin 8-3
Streak	UT Martin W1

DRAKE

Saturday, Feb. 23 • Oxford, Miss.
9 a.m.

General Information

Location	Des Moines, Iowa
Founded	1881
Enrollment	5,348
Nickname	Bulldogs
Colors	Blue and White
Conference	Missouri Valley
Chancellor	Dr. David Maxwell
Director of Athletics	Sandy Hatfield Club

Facility Information

Home Field	Buel Field
Capacity	500
Press Box Phone	515-271-2401

Sports Information

Softball SID	John Meyer
SID Phone	515-271-3740
SID Email	john.meyer@drake.edu

Coaching Information

Head Coach	Rick Calvert
HC Alma Mater	Illinois State
HC Career Record	275-262-10
HC Record at School	Same
2012 Record	29-28
Assistants	Brenda Mohr Nicole Wood

Team Information

2012 Record	29-28
2012 Conference Record	17-10
2012 Postseason	
Letterwinners Returning/Lost	12/3
Starters Returning/Lost	7/3
Newcomers	3

Series Information

Series Record	
Last Meeting	February 28, 2003
Where	Cookeville, Tenn.
Result	W 2-0
Streak	W1



McNEESE

Saturday, Feb. 23 • Oxford, Miss.
1:30 p.m.

General Information

Location	Lake Charles, La.
Founded	1939
Enrollment	8992
Nickname	Cowgirls
Colors	Royal Blue and Yellow
Conference	Southland
Chancellor	Dr. Philip Williams
Director of Athletics	Tommy McClelland

Facility Information

Home Field	Cowgirl Diamond
Capacity	

Sports Information

Softball SID	Pam LaFosse
SID Phone	337-475-5926
SID Email	Plafosse@mcneese.edu

Coaching Information

Head Coach	Mike Smith
HC Alma Mater	The Master's College
HC Career Record	670-194
HC Record at School	34-21
2012 Record	34-21
Assistants	Jonna Hardin James Landreneaux

Team Information

2012 Record	34-12
2012 Conference Record	12-8
2012 Postseason	None
Letterwinners Returning/Lost	11/9
Starters Returning/Lost	7/2
Newcomers	11

Series Information

Series Record	None
Last Meeting	None
Where	None
Result	None
Streak	None

OLE MISS

Saturday, Feb. 23 • Oxford, Miss.
3:45 p.m.

General Information

Location	Oxford, Miss.
Founded	1848
Enrollment	
Nickname	Rebels
Colors	Cardinal Red and Navy Blue
Conference	Southeastern (SEC)
Chancellor	Dr. Daniel W. Jones
Director of Athletics	Pete Boone

Facility Information

Home Field	Ole Miss Softball Complex
Capacity	1,000
Press Box Phone	662-915-7851

Sports Information

Softball SID	Metz Camfield
SID Phone	662-915-7522
SID Email	metz@olemiss.edu

Coaching Information

Head Coach	Windy Thees
HC Alma Mater	Florida State
HC Career Record	357-275
HC Record at School	22-32
2012 Record	22-32
Assistants	Mike Perniciaro Julie Meyer
Office Phone	662-915-7891

Team Information

2012 Record	22-32
2012 Conference Record	7-21
2012 Postseason	None
Letterwinners Returning/Lost	9/5
Starters Returning/Lost	5/5
Newcomers	8

Series Information

Series Record	Ole Miss1-5
Last Meeting	March 6, 2010
Where	Atlanta, Ga.
Result	UT Martin W 7-6
Streak	UT Martin W1

SACRED HEART

Monday, Mar. 4 • Orlando, Fla.
3 p.m.

General Information

Location	Fairfield, Conn.
Founded	1963
Enrollment	3,500
Nickname	Pioneers
Colors	Red and White
Conference	Northeast Conference
Chancellor	Dr. John J. Petillo
Director of Athletics	C. Donald Cook

Facility Information

Home Field	Pioneer Park
Capacity	324

Sports Information

Softball SID	Katie Sullivan
SID Phone	203-365-4464
SID Email	sullivan137@sacredheart.edu

Coaching Information

Head Coach	Elizabeth Luckie
HC Alma Mater	Sacred Heart
HC Career Record	479-504-4
HC Record at School	Same
2012 Record	21-32
Assistants	Pam London Jen Russell
Office Phone	203-396-8121

Team Information

2012 Record	21-32
2012 Conference Record	6-14
2012 Postseason	None
Letterwinners Returning/Lost	11/8
Starters Returning/Lost	6/4
Newcomers	9

Series Information

Series Record	Sacred Heart 1-0
Last Meeting	March 8, 2008
Where	Osceola, Fla.
Result	Sacred Heart W 4-3
Streak	Sacred Heart W1



HOLY CROSS

Monday, Mar. 4 • Orlando, Fla.
5 p.m.

SAINT FRANCIS

Tuesday, Mar. 5 • Orlando, Fla.
1 p.m.

DETROIT MERCY

Tuesday, Mar. 5 • Orlando, Fla.
3 p.m.

General Information

Location	Worcester, Mass.
Founded	1843
Enrollment	
Nickname	Royal Purple
Colors	Crusaders
Conference	Patriot League
Chancellor	Rev. Philip L. Boroughs
Director of Athletics	Richard Regan

Facility Information

Home Field	Freshman Field
Capacity	
Press Box Phone	

Sports Information

Softball SID	Jamie Reynolds
SID Phone	508-793-2583
SID Email	jreynol@holycross.edu

Coaching Information

Head Coach	Brian Claypool
HC Alma Mater	Wooster
HC Career Record	108-245
HC Record at School	81-207
2012 Record	9-36
Assistants	Nick French
Office Phone	508-793-3627

Team Information

2012 Record	9-36
2012 Conference Record	4-16
2012 Postseason	None
Letterwinners Returning/Lost	14/4
Starters Returning/Lost	6/4
Newcomers	8

Series Information

Series Record	None
Last Meeting	None
Where	None
Result	None
Streak	None

General Information

Location	Loretto, Penn.
Founded	1847
Enrollment	2,300
Nickname	Red Flash
Colors	Red and White
Conference	Northeast
Chancellor	Rev. Gabriel Zeis
Director of Athletics	Bob Krimmel

Facility Information

Home Field	Red Flash Field
Capacity	200

Sports Information

Softball SID	Katie Rihn
SID Phone	814-472-3912
SID Email	krihn@francis.edu

Coaching Information

Head Coach	Jennifer Patrick Swift
HC Alma Mater	Methodist
HC Career Record	115-91-1
HC Record at School	22-26
2012 Record	22-26
Assistants	Patrick Swift
	Allison Stinson
Office Phone	814-472-3384

Team Information

2012 Record	22-26
2012 Conference Record	9-11
2012 Postseason	None
Letterwinners Returning/Lost	11/5
Starters Returning/Lost	7/2
Newcomers	10

Series Information

Series Record	Saint Francis 1-0
Last Meeting	March 5, 2011
Where	Fort Meyers, Fla.
Result	UT Martin W 5-2
Streak	UT Martin W1

General Information

Location	Detroit, Mich.
Founded	1877
Enrollment	5600
Nickname	Titans
Colors	Red, White and Blue
Conference	Horizon League
Chancellor	Dr. Antoine M. Garibaldi
Director of Athletics	Jason Horn

Facility Information

Home Field	
Capacity	
Press Box Phone	

Sports Information

Softball SID	Pat Piekarski
SID Phone	313-993-1745
SID Email	

Coaching Information

Head Coach	Liz Young
HC Alma Mater	New Mexico
HC Career Record	None
HC Record at School	None
2012 Record	10-41
Assistants	Eddy Ketelhut
Office Phone	

Team Information

2012 Record	10-41
2012 Conference Record	2-20
2012 Postseason	None
Letterwinners Returning/Lost	11/3
Starters Returning/Lost	6/3
Newcomers	5

Series Information

Series Record	None
Last Meeting	None
Where	None
Result	None
Streak	None



PENN

Thursday, Mar. 7 • Orlando, Fla.
11 a.m. • 1 p.m.

SOUTH DAKOTA

Friday, Mar. 8 • Orlando, Fla.
9 a.m.

NIAGARA

Friday, Mar. 8 • Orlando, Fla.
11 a.m.

General Information

Location	Philadelphia, Penn.
Founded	1740
Enrollment	10,275
Nickname	Quakers
Colors	Red and Blue
Conference	The Ivy League
Chancellor	Dr. Amy Gutmann
Director of Athletics	Steve Bilsky

Facility Information

Home Field	Penn Park
Capacity	

Sports Information

Softball SID	Alex Falk
SID Phone	215-898-1748
SID Email	alex.falk@upenn.edu

Coaching Information

Head Coach	Leslie King
HC Alma Mater	Cal State Fullerton
HC Career Record	176-210-3
HC Record at School	Same
2012 Record	33-17
Assistants	Danielle Gonzales Devon Metcalf
Office Phone	215-898-3442

Team Information

2012 Record	33-17
2012 Conference Record	15-5
2012 Postseason	None
Letterwinners Returning/Lost	13/2
Starters Returning/Lost	9/1
Newcomers	4

Series Information

Series Record	Penn 2-1
Last Meeting	March 11, 2008
Where	Orlando, Fla.
Result	Penn W 6-4
Streak	Penn W3


General Information

Location	Vermillion, SD
Founded	1862
Enrollment	10,151
Nickname	Coyotes
Colors	Red and White
Conference	Summit League
Chancellor	James W. Abbott
Director of Athletics	David Herbster

Facility Information

Home Field	
Capacity	

Sports Information

Softball SID	Jackson Leuschen
SID Phone	605-677-5927
SID Email	jackson.leuschen@coyotes.usd.edu

Coaching Information

Head Coach	Amy Klyse
HC Alma Mater	Augustana
HC Career Record	94-103-1
HC Record at School	Same
2012 Record	16-39
Assistants	Tagney Jones
Office Phone	

Team Information

2012 Record	16-39
2012 Conference Record	12-12
2012 Postseason	None
Letterwinners Returning/Lost	10/5
Starters Returning/Lost	8/2
Newcomers	4

Series Information

Series Record	None
Last Meeting	None
Where	None
Result	None
Streak	None


General Information

Location	Niagara, New York
Founded	1856
Enrollment	3,853
Nickname	Purple Eagles
Colors	Purple and White
Conference	Metro Atlantic Athletic
Chancellor	Rev. Joseph L. Levesque
Director of Athletics	Tom Crowley

Facility Information

Home Field	Niagara Softball Field
Capacity	

Sports Information

Softball SID	Derrick Thornton
SID Phone	716-286-8588
SID Email	dthornton@niagara.edu

Coaching Information

Head Coach	Ellie Chan
HC Alma Mater	Canisius
HC Career Record	First Season
HC Record at School	First Season
2012 Record	15-30
Assistants	Felicia Kinney Joel Patterson
Office Phone	

Team Information

2012 Record	15-30
2012 Conference Record	7-9
2012 Postseason	None
Letterwinners Returning/Lost	12/6
Starters Returning/Lost	7/2
Newcomers	6

Series Information

Series Record	None
Last Meeting	None
Where	None
Result	None
Streak	None



SIU EDWARDSVILLE

Saturday, Mar. 16 • Edwardsville, Ill.
1 p.m. (DH)
Sunday, Mar. 17 • Edwardsville, Ill.
1 p.m.

TREVECCA

Wednesday, Mar. 20 • Martin, Tenn.
4 p.m.

TENNESSEE STATE

Saturday, Mar. 23 • Nashville, Tenn.
12 p.m. (DH)

General Information

Location	Edwardsville, Ill.
Founded	1957
Enrollment	14,235
Nickname	Cougars
Colors	Red and White
Conference	Ohio Valley
Chancellor	Dr. Julie Furst-Bowe
Director of Athletics	Dr. Bradley Hewitt

Facility Information

Home Field	Cougar Field
Capacity	1,000
Press Box Phone	855-748-3849

Sports Information

Softball SID	Eric Hess
SID Phone	618-650-3608
SID Email	ehess@siue.edu

Coaching Information

Head Coach	Sandy Montgomery
HC Alma Mater	SIU Edwardsville
HC Career Record	851-428-2
HC Record at School	Same
2012 Record	23-29
Assistants	Buddy Foster Lauren Zembruski

Team Information

2012 Record	23-29
2012 Conference Record	13-16
2012 Postseason	None
Letterwinners Returning/Lost	11/5
Starters Returning/Lost	6/3
Newcomers	7

Series Information

Series Record	7-6 UT Martin
Last Meeting	April 11, 2012
Where	Martin, Tenn.
Result	UT Martin W 4-3
Streak	UT Martin W6

General Information

Location	Nashville, Tenn.
Founded	1901
Enrollment	2,500
Nickname	Trojans
Colors	Purple, White, and Gold
Conference	TranSouth Athletic
Chancellor	Dan L. Boone
Director of Athletics	Mark Elliott

Facility Information

Home Field	
Capacity	
Press Box Phone	

Sports Information

Softball SID	Gregory Ruff
SID Phone	615-248-1606
SID Email	gruff@trevecca.edu

Coaching Information

Head Coach	Ben Tyree
HC Alma Mater	Middle Tennessee State
HC Career Record	151-56-1
HC Record at School	same
2012 Record	38-16-1
Assistants	Natalee Weissinger Jessica Brooks

Team Information

2012 Record	38-16-1
2012 Conference Record	21-7-1
2012 Postseason	NCCAA
Letterwinners Returning/Lost	13/4
Starters Returning/Lost	5/4
Newcomers	2

Series Information

Series Record	None
Last Meeting	None
Where	None
Result	None
Streak	None

General Information

Location	Nashville, Tenn.
Founded	1912
Enrollment	9,165
Nickname	Tigers
Colors	Royal Blue and White
Conference	Ohio Valley
Chancellor	Dr. Glenda Baskein Glover
Director of Athletics	Teresa Phillips

Facility Information

Home Field	Tiger Field
Capacity	500
Press Box Phone	

Sports Information

Softball SID	Jose 'F Garcia
SID Phone	615-963-5674
SID Email	jgarcia1@tnstate.edu

Coaching Information

Head Coach	Jeff Dabney
HC Alma Mater	Wichita State
HC Career Record	250-262
HC Record at School	26-82
2012 Record	15-39
Assistants	Samantha Buckner Carmen Fowler

Team Information

2012 Record	15-39
2012 Conference Record	5-25
2012 Postseason	None
Letterwinners Returning/Lost	9/5
Starters Returning/Lost	7/2
Newcomers	6

Series Information

Series Record	UT Martin 53-6
Last Meeting	April 1, 2012
Where	Martin, Tenn./
Result	UT Martin W 9-1
Streak	UT Martin W10



BELMONT

Sunday, Mar. 24 • Nashville, Tenn.
12 p.m. (DH)

AUSTIN PEAY

Friday, Mar. 29 • Martin, Tenn.
1 p.m. (DH)
Saturday, Mar. 30 • Martin, Tenn.
1 p.m.

EVANSVILLE

Wednesday, Apr. 3 • Martin, Tenn.
4 p.m. (DH)

General Information

Location	Nashville, Tenn.
Founded	1890
Enrollment	6,637
Nickname	Bruins
Colors	Navy Blue, Red and White
Conference	Ohio Valley
Chancellor	Dr. Robert C. Fisher
Director of Athletics	Mike Strickland

Facility Information

Home Field	E.S. Rose Park
Capacity	
Press Box Phone	615-460-6420

Sports Information

Softball SID	Kenisha Rhone
SID Phone	615-460-5990
SID Email	kenisha.rhone@belmont.edu

Coaching Information

Head Coach	Chris Kuhlmeier
HC Alma Mater	Louisiana State
HC Career Record	34-118
HC Record at School	Same
2012 Record	13-36
Assistants	Ashley Taylor Kacey Frost
Office Phone	

Team Information

2012 Record	13-36
2012 Conference Record	7-11
2012 Postseason	None
Letterwinners Returning/Lost	12/6
Starters Returning/Lost	8/1
Newcomers	5

Series Information

Series Record	UT Martin 18-6
Last Meeting	March 27, 2012
Where	Martin, Tenn.
Result	UT Martin W 3-1
Streak	UT Martin W 12

General Information

Location	Clarksville, Tenn.
Founded	1927
Enrollment	10,000
Nickname	Lady Gobs
Colors	Red and White
Conference	Ohio Valley Conference
Chancellor	Timothy Hall
Director of Athletics	Dave Loos

Facility Information

Home Field	Cheryl Holt Field
Capacity	
Press Box Phone	

Sports Information

Softball SID	Colby Wilson
SID Phone	931-221-6562
SID Email	wilsonrc@apsu.edu

Coaching Information

Head Coach	Stephanie Paris
HC Alma Mater	UT Martin
HC Career Record	First year
HC Record at School	First year
2012 Record	19-31
Assistants	Denny Boguskie Shane Showalter
Office Phone	

Team Information

2012 Record	19-31
2012 Conference Record	10-20
2012 Postseason	None
Letterwinners Returning/Lost	9/8
Starters Returning/Lost	5-5
Newcomers	9

Series Information

Series Record	UT Martin 57-25
Last Meeting	April 12, 2012
Where	Martin, Tenn.
Result	UT Martin W 1-0
Streak	UT Martin W3

General Information

Location	Evansville, Ind.
Founded	1854
Enrollment	3,000
Nickname	Purple Aces
Colors	Purple, White and Orange
Conference	Missouri Valley Conference
Chancellor	Thomas A. Krazee
Director of Athletics	John Stanley

Facility Information

Home Field	James and Dorothy Cooper Stadium
Capacity	
Press Box Phone	

Sports Information

Softball SID	Kristine Arnold
SID Phone	812-488-2285
SID Email	ka105@evansville.edu

Coaching Information

Head Coach	Mark Redbum
HC Alma Mater	Missouri-St
HC Career Record	48-110
HC Record at School	Same
2012 Record	18-37
Assistants	Christine Sheridan Jay Pyron
Office Phone	(812) 488-2620

Team Information

2012 Record	18-37
2012 Conference Record	8-19
2012 Postseason	None
Letterwinners Returning/Lost	16/4
Starters Returning/Lost	7/3
Newcomers	5

Series Information

Series Record	Evansville 13-7
Last Meeting	March 17, 2011
Where	Evansville, Ind.
Result	UT Martin W 7-3
Streak	UT Martin W1



TENNESSEE TECH

Saturday, Apr. 6 • Cookeville, Tenn.
12 p.m. (DH)

JACKSONVILLE STATE

Sunday, Apr. 7 • Jacksonville, Ala.
12 p.m. (DH)

SOUTHERN ILLINOIS

Wednesday, Apr. 10 • Martin, Tenn.
4 p.m.

General Information

Location	Cookeville, Tenn.
Founded	1915
Enrollment	10,000
Nickname	Golden Eagles
Colors	Purple and Gold
Conference	Ohio Valley Conference
Chancellor	Philp Oldham
Director of Athletics	Mark Wilson

Facility Information

Home Field	Tech Softball Field
Capacity	800
Press Box Phone	

Sports Information

Softball SID	Erin Bean
SID Phone	931-372-3088
SID Email	etbean@tntech.edu

Coaching Information

Head Coach	Bonnie Bynum
HC Alma Mater	Tennessee Tech
HC Career Record	First Year
HC Record at School	First Year
2012 Record	27-32
Assistants	Terry Acheson Samantha Bates
Office Phone	

Team Information

2012 Record	27-32
2012 Conference Record	15-13
2012 Postseason	None
Letterwinners Returning/Lost	14/6
Starters Returning/Lost	6/4
Newcomers	8

Series Information

Series Record	Tennessee Tech 41-22
Last Meeting	May 12, 2012
Where	Martin, Tenn.
Result	UT Martin W 6-2
Streak	UT Martin W1

General Information

Location	Jacksonville, Ala.
Founded	1883
Enrollment	9,504
Nickname	Gamecocks
Colors	Red and White
Conference	Ohio Valley
Chancellor	Dr. William A Meehan
Director of Athletics	Warren Koegel

Facility Information

Home Field	University Field
Capacity	3,000
Press Box Phone	

Sports Information

Softball SID	Josh Underwood
SID Phone	256-782-5915
SID Email	underwood@jsu.edu

Coaching Information

Head Coach	Jana McGinnis
HC Alma Mater	Jacksonville State
HC Career Record	656-369
HC Record at School	Same
2012 Record	28-28
Assistants	Mark Wisener Julie Boland
Office Phone	

Team Information

2012 Record	28-28
2012 Conference Record	19-11
2012 Postseason	None
Letterwinners Returning/Lost	9/6
Starters Returning/Lost	5/4
Newcomers	6

Series Information

Series Record	Jacksonville State 32-12
Last Meeting	May 6, 2012
Where	Jacksonville, Ala.
Result	Jacksonville State W 10-2
Streak	Jacksonville State W2

General Information

Location	Carbondale, Ill.
Founded	1869
Enrollment	18,847
Nickname	Salukis
Colors	Maroon and White
Conference	Missouri Valley Conference
Chancellor	Dr. Rita Cheng
Director of Athletics	Mario Moccia

Facility Information

Home Field	Charlotte West Stadium
Capacity	502
Press Box Phone	

Sports Information

Softball SID	Bill Ford
SID Phone	618-453-7102
SID Email	bford@siu.edu

Coaching Information

Head Coach	Kerri Blaylock
HC Alma Mater	Evansville
HC Career Record	488-2246
HC Record at School	Same
2012 Record	36-20
Assistants	Jen Sewell
Office Phone	

Team Information

2012 Record	36-20
2012 Conference Record	16-10(4th)
2012 Postseason	NCAA Tournament
Letterwinners Returning/Lost	12/3
Starters Returning/Lost	10/3
Newcomers	5

Series Information

Series Record	12-5 Carbondale
Last Meeting	April 10, 2012
Where	Carbondale, Ill.
Result	UT Martin 8-7
Streak	UT Martin W1



MURRAY STATE

Saturday, Apr. 13 • Martin, Tenn.
1 p.m. (DH)
Sunday, Apr. 14 • Martin, Tenn.
1 p.m.

General Information

Location	Murray, Ky.
Founded	1922
Enrollment	10,830
Nickname	Racers
Colors	Navy and Gold
Conference	Ohio Valley
Chancellor	Dr. Randy J. Dunn
Director of Athletics	Allen Ward

Facility Information

Home Field	Racer Field
Capacity	500
Press Box Phone	

Sports Information

Softball SID	Parker Griffith
SID Phone	270-809-3351
SID Email	pgriffith2@murraystate.edu

Coaching Information

Head Coach	Kara Amundson
HC Alma Mater	DePaul
HC Career Record	First Year
HC Record at School	First Year
2012 Record	34-21
Assistants	Ashley Gilland Ashley McClain
Office Phone	270-809-7018

Team Information

2012 Record	34-21
2012 Conference Record	19-11
2012 Postseason	None
Letterwinners Returning/Lost	12/8
Starters Returning/Lost	7/2
Newcomers	5

Series Information

Series Record	UT Martin 9-2
Last Meeting	March 25, 2012
Where	Martin, Tenn.
Result	UT Martin W 4-2
Streak	UT Martin W1



MOREHEAD STATE

Saturday, Apr. 20 • Martin, Tenn.
12 p.m. (DH)

General Information

Location	Morehead, Ky.
Founded	1887
Enrollment	11,172
Nickname	Eagles
Colors	Blue and Gold
Conference	Ohio Valley Conference
Chancellor	Dr. Wayne D. Andrews
Director of Athletics	Brian Hutchinson

Facility Information

Home Field	University Field
Capacity	
Press Box Phone	

Sports Information

Softball SID	Lindsey Olsen
SID Phone	606-783-2500
SID Email	lolsen@moreheadstate

Coaching Information

Head Coach	David Williams
HC Alma Mater	Guliford
HC Career Record	16-34
HC Record at School	Same
2012 Record	16-34
Assistants	Jen Giles Natalie Haithecox
Office Phone	

Team Information

2012 Record	16-34
2012 Conference Record	9-19
2012 Postseason	NCAA
Letterwinners Returning/Lost	16/6
Starters Returning/Lost	6/4
Newcomers	5

Series Information

Series Record	UT Martin 45-16
Last Meeting	April 22, 2012
Where	Morehead, Ky.
Result	UT Martin 5-1
Streak	UT Martin W2



EASTERN KENTUCKY

Sunday, Apr. 21 • Martin, Tenn.
12 p.m. (DH)

General Information

Location	Richmond, Kentucky
Founded	1906
Enrollment	16,700
Nickname	Colonels
Colors	Maroon and White
Conference	Ohio Valley
Chancellor	Dr. Doug Whitlock
Director of Athletics	Simon Gray

Facility Information

Home Field	Gertrude Hood Field
Capacity	
Press Box Phone	

Sports Information

Softball SID	Michael Clark
SID Phone	859-622-6170
SID Email	michael.clark@eku.edu

Coaching Information

Head Coach	Jane Worthington
HC Alma Mater	Utah State
HC Career Record	535-527
HC Record at School	Same
2012 Record	27-30
Assistants	Lacy Wood
Office Phone	

Team Information

2012 Record	27-30
2012 Conference Record	16-13
2012 Postseason	None
Letterwinners Returning/Lost	13/6
Starters Returning/Lost	8/2
Newcomers	4

Series Information

Series Record	Eastern Kentucky 36-30
Last Meeting	April 7, 2012
Where	Martin, Tenn.
Result	Eastern Kentucky W 7-2
Streak	Eastern Kentucky W1



STARTING LINEUP

SKIPPED ROSTER

COACHING STAFF

SEASON PREVIEW

2012 REVIEW

RECORD BOOK

THIS IS UT MARTIN

MEMPHIS

Wednesday, Apr. 24 • Martin, Tenn.
4 p.m.

EASTERN ILLINOIS

Saturday, Apr. 27 • Martin, Tenn.
1 p.m. (DH)
Saturday, Apr. 28 • Martin, Tenn.
1 p.m.

SOUTHEAST MISSOURI

Saturday, May 4 • Cape Girardeau, Mo.
1 p.m.
Sunday, May 5 • Cape Girardeau, Mo.
1 p.m.

General Information

Location	Memphis, Tenn.
Founded	1912
Enrollment	22,365
Nickname	Tigers
Colors	Blue and Gray
Conference	Conference USA
Chancellor	Dr. Shirley Raines
Director of Athletics	Tom Bowen

Facility Information

Home Field	Tiger Softball Complex
Capacity	275
Press Box Phone	

Sports Information

Softball SID	Brandon Kolditz
SID Phone	901-678-2444
SID Email	kwolditz@memphis.edu

Coaching Information

Head Coach	Natalie Poole
HC Alma Mater	McNeese State
HC Career Record	332-336
HC Record at School	Same
2012 Record	20-37
Assistants	Andy Loft
	Roya St. Clair
Office Phone	901-678-2315

Team Information

2012 Record	20-37
2012 Conference Record	8-16
2012 Postseason	None
Letterwinners Returning/Lost	12/7
Starters Returning/Lost	5/5
Newcomers	7

Series Information

Series Record	Memphis 6-2
Last Meeting	April 1, 2009
Where	Memphis, Tenn.
Result	Memphis W 5-4
Streak	Memphis W6

General Information

Location	Charleston, Ill.
Founded	1899
Enrollment	11,167
Nickname	Panthers
Colors	Blue, Gray and White
Conference	Ohio Valley Conference
Chancellor	Dr. William Perry
Director of Athletics	Barbara Burke

Facility Information

Home Field	Glenn and Joan Williams Field
Capacity	200
Press Box Phone	217-512-9545

Sports Information

Softball SID	Bart Rettberg
SID Phone	217-581-6408
SID Email	bvrettberg@eiu.edu

Coaching Information

Head Coach	Kim Schuette
HC Alma Mater	Indiana State
HC Career Record	220-205-1
HC Record at School	196-177-1
2012 Record	28-26
Assistants	Jason Dorey
Office Phone	217-581-2093

Team Information

2012 Record	28-26
2012 Conference Record	18-10
2012 Postseason	None
Letterwinners Returning/Lost	13/6
Starters Returning/Lost	6/3
Newcomers	5

Series Information

Series Record	Eastern Illinois 28-25
Last Meeting	April 29, 2012
Where	Martin, Tenn.
Result	UT Martin W 5-4
Streak	UT Martin W1

General Information

Location	Cape Girardeau, MO
Founded	1873
Enrollment	11,510
Nickname	Redhawks
Colors	Red and Black
Conference	Ohio Valley
Chancellor	Dr. Kenneth W. Dobbins
Director of Athletics	Mark Alnutt

Facility Information

Home Field	Southeast Softball Complex
Capacity	600
Press Box Phone	

Sports Information

Softball SID	Jeff Honza
SID Phone	573-651-2933
SID Email	jhonza@semo

Coaching Information

Head Coach	Lana Richmond
HC Alma Mater	Berea College
HC Career Record	858-643-2
HC Record at School	Same
2012 Record	
Assistants	Sarah Willis
	Stephanie Mata
Office Phone	573-651-2993

Team Information

2012 Record	25-30
2012 Conference Record	13-16
2012 Postseason	None
Letterwinners Returning/Lost	9/6
Starters Returning/Lost	7/7
Newcomers	6

Series Information

Series Record	SEMO 51-31
Last Meeting	March 21, 2012
Where	Martin, Tenn.
Result	UT Martin W 2-1
Streak	UT Martin W4



SKYHAWK TRAVEL

February 8-10 SELA Lion Classic

Hampton Inn Hammond
401 Westin Oaks
Hammond, La. 70403
983-419-2188

February 16-17 Owl Classic

Comfort Suites
340 Parkway 575
Woodstock, Ga. 30188
770-517-9650

February 22-24 Ole Miss Softball Classic

Country Inn & Suites
5001 Calypso Cay Way
Kissimmee, Fla. 34746
407-997-1302

March 16-17 SIU Edwardsville

Drury Inn Collinsville
602 N. Bluff
Collinsville, Ill. 62234
618-885-3000

March 23-24 TSU & Belmont

La Quinta Inn and Suites
2345 Atrium Way
Nashville, Tenn. 38501
615-885-3000

April 6 Tennessee Tech

Comfort Inn and Suites
1045 Interstate Drive
Cookeville, Tenn. 38501
931-372-0086

April 7 Jacksonville State

The Victoria
P.O. Box 1056
Anniston, Ala. 36201
256-236-0503

May 4-5 Southeast Missouri

Auburn Place
3265 William Street
Cape Girardeau, Mo. 63703
573-651-4486



Becca Williams

STARTING
LINEUPSKYHAWK
ROSTERCOACHING
STAFFSEASON
PREVIEW

2012 REVIEW

RECORD BOOK

THIS IS
UT MARTIN



2012 SEASON REVIEW



Chelsea Jones

UT Martin junior Kayla Wade knew she had to run her fastest if she was going to score from first base on a double against Georgia Tech in the NCAA Regional Softball Tournament at Tuscaloosa, Ala. Wade scored, but that was the only run the Skyhawks could muster against Georgia Tech. UT Martin finished the 2012 season with a 39-22 record, their second NCAA Regional appearance in four years, their second Ohio Valley Conference Tournament crown in four years and their second OVC regular season title in three years.

If the team accolades weren't enough to brag about, several individuals garnered enough hardware to fill a couple of trophy cases. Head coach Donley Canary claimed his second OVC Coach of the Year trophy, Chelsea Jones was named OVC Pitcher of the Year, and Leah Taylor was named OVC Player of the Year. Jones, Taylor, Jenny Bain and Lauren "G" Smith grabbed first-team All-OVC hardware, while Wade was a second-team selection. Smith and left-handed pitcher Casey Vincent picked up OVC All-Newcomer medals.

Jones, Wade and Becca Williams added OVC All-Tournament medals to their hardware collection.

"The best thing about last season was playing Alabama in Alabama," Williams said. "That place was crazy."

The Skyhawks opened the NCAA Tournament with a 5-1 loss to defending national champion Alabama. Senior Erica Duke hit a solo home run in the game.

The Skyhawks claimed a berth in the NCAA Regional by winning the OVC Tournament at Bettye Giles Field. The host Skyhawks opened the tournament with a 7-1 victory over Murray State and then knocked off Tennessee Tech 6-2, but the Golden Eagles earned revenge in the next game with a 3-1 victory. The Skyhawks grabbed the NCAA ticket with a 3-1 victory over Tech in the championship game. Jones, the Skyhawks' workhorse, went 3-1 in the tournament, and claimed the postseason party's Most Valuable Player honor.

The Skyhawks finished the regular season with a 23-6 won-loss record and swept seven league series, losing series against Murray State and Jacksonville State.

The non-conference slate was no walk in the park as the Skyhawks tuned up for the OVC with tournament appearances at Southeastern Louisiana, Florida Gulf Coast and the Frost Classic in Chattanooga. The team also played perennial powers Arkansas and SIU before finishing up with a 16-16 non-conference slate.

When the dust settled, three names were etched throughout the record book – Leah Taylor, Jenny Bain and Lauren "G" Smith.

Taylor led the team with a .385 batting average, 61 runs scored, 32 total bases, a .630 slugging percentage, 77 hits, 37 stolen bases and 10 triples. Bain led the team with 15 doubles and 54 RBI, while Smith led the team with nine home runs and 35 walks.

"I wouldn't change a thing about last season, not even our losses," Williams said.

Canary said his 2012 team had balance. "We had offense, we played defense and our pitchers came through for us. "I am proud of our kids. They played hard; they left it all on the ball field.

"The seniors left a real good mark for our freshmen to shoot for by winning over 160 ballgames in the last four years," Canary said.

2012 Honor Roll

Jenny Bain	All-OVC First Team OVC All-Tournament Team
Chelsea Jones	OVC Pitcher of the Year All-OVC First Team OVC Tournament MVP OVC All-Tournament Team
Lauren Smith	All-OVC First Team All-Newcomer Team
Leah Taylor	NFCA All-America Scholar-Athlete Easton Fastpitch All-American team CoSIDA Capital One Academic All-American OVC Player of the Year All-OVC First Team
Casey Vincent	OVC-Newcomer Team
Kayla Wade	All-OVC Second Team
Becca Williams	OVC All-Tournament Team OVC All-Tournament Team

Player	avg	gp-gs	ab	r	h	2b	3b	hr	rbi	tb	slg%	bb	hp	so	gdp	ob%	sf	sh	sb-att	po	a	e	fld%
21 MANSOLINO, Car	.500	36-0	2	13	1	0	0	0	1	1	.500	1	0	0	0	.667	0	1	0-0	0	0	0	.000
32 TAYLOR, Leah	.385	61-61	200	61	77	8	10	7	34	126	.630	23	5	17	1	.461	0	1	37-42	72	7	4	.952
33 BRANDEBURG, A	.379	10-10	29	2	11	1	0	1	3	15	.517	3	0	2	0	.438	0	1	2-2	37	3	1	.976
9 WADE, Kayla	.332	61-61	196	48	65	6	5	0	19	81	.413	9	8	34	0	.385	0	2	15-21	87	5	3	.968
1 BAIN, Jenny	.314	61-61	188	30	59	15	0	8	54	98	.521	18	4	13	1	.380	3	3	3-3	101	114	12	.947
24 SMITH, Lauren	.274	51-50	135	18	37	4	0	9	35	68	.504	35	0	25	0	.421	1	3	0-0	260	16	7	.975
15 WILLIAMS, Becca	.259	59-55	143	16	37	8	0	1	18	48	.336	17	6	23	1	.361	0	5	1-1	65	3	4	.944
44 DUKE, Erica	.239	58-58	163	7	39	7	0	5	21	61	.374	10	0	13	1	.283	0	0	0-0	292	36	7	.979
4 LEWIS, Morgan	.235	39-31	102	5	24	5	0	3	15	38	.373	8	0	20	1	.288	1	0	1-1	1	0	0	1.000
3 McCLURE, Sam	.215	54-28	65	14	14	4	1	0	3	20	.308	9	4	9	0	.342	1	6	4-9	73	41	4	.966
23 BIGGERSTAFF, L	.189	18-12	37	0	7	2	0	0	1	9	.243	2	0	7	1	.231	0	0	0-0	14	0	2	.875
2 REIFF, Katie	.188	53-34	101	19	19	3	0	3	16	31	.307	4	0	16	1	.217	1	4	6-12	59	49	8	.931
6 NIDIFFER, Steph	.188	35-28	64	2	12	1	0	0	7	13	.203	11	1	18	0	.316	0	6	1-1	96	37	3	.978
5 DIXON, Kelsey	.180	46-16	50	16	9	0	0	0	1	9	.180	3	0	12	0	.226	0	2	2-3	1	0	0	1.000
31 TATE, Kenzi	.170	44-36	100	3	17	6	0	1	10	26	.260	19	0	18	0	.300	1	2	1-1	36	69	11	.905
12 FEIGL, Lindsey	.167	21-15	24	4	4	1	0	0	1	5	.208	4	0	9	0	.286	0	0	1-1	24	28	1	.981
8 VINCENT, Casey	.000	6-2	8	0	0	0	0	0	0	0	.000	1	0	2	0	.111	0	0	0-0	5	20	2	.926
11 LACKEY, Kristen	.000	48-0	1	15	0	0	0	0	0	0	.000	0	0	1	0	.000	0	0	12-17	0	0	0	.000
7 CHESNEY, Megan	.000	1-0	1	0	0	0	0	0	0	0	.000	0	0	0	0	.000	0	0	0-0	0	0	0	.000
Totals	.268	61	1609	273	432	71	16	38	239	649	.403	177	28	239	7	.350	8	36	86-114	1231	476	70	.961
Opponents	.258	61	1572	220	405	44	3	42	187	581	.370	126	42	293	8	.328	9	49	49-72	1221	525	85	.954

Player	era	w-l	app	gs	cg	sho	sv	ip	h	r	er	bb	so	2b	3b	hr	b/avg	wp	hp	bk	sfa	sha
13 JONES, Chelsea	2.45	28-10	47	39	33	3/0	3	262.1	252	118	92	56	199	22	1	25	.254	6	29	0	3	34
4 LEWIS, Morgan	2.75	0-3	8	1	0	0/0	0	20.1	15	13	8	10	22	4	0	2	.211	0	1	0	0	2
8 VINCENT, Casey	3.08	9-5	23	14	6	1/0	0	86.1	83	48	38	35	49	10	2	5	.249	8	9	4	3	10
31 TATE, Kenzi	4.72	2-1	9	4	1	0/0	0	29.2	35	26	20	14	15	4	0	6	.294	2	1	1	1	2
33 BRANDEBURG, A	6.79	0-3	4	3	0	0/0	0	11.1	19	14	11	11	7	3	0	4	.388	5	2	0	2	1
Totals	2.89	39-22	61	61	40	4/0	3	410.0	404	219	169	126	292	43	3	42	.258	21	42	5	9	49
Opponents	3.72	22-39	61	61	29	1/0	1	406.0	431	272	216	176	239	71	16	38	.268	27	28	1	8	35

2012 UT Martin Record...

Overall	39-22
At Bettye Giles Field:	16-3
Against Top-25 ranked teams:	1-1
Against OVC schools:	23-6
Against non-conference schools:	16-16
Against Tennessee schools:	12-4
When scoring first:	27-6
When leading after first inning:	15-2
When leading after five:	25-2
When leading after six:	28-0
When tied after five:	6-0
When tied after six:	4-0
When trailing after five:	5-19
When trailing after six:	2-21
Record in extra innings:	4-1
When scoring five runs or less:	21-20
When scoring six runs or more:	18-2
Holding opponents to five runs or less:	37-9
In shutouts:	4-1
In one-run games:	11-3
In two-run games:	7-7
In five-plus run games:	9-7
In February:	8-7
In March:	15-5
In April:	12-5
In May:	4-5

On Monday:	0-0
On Tuesday:	3-0
On Wednesday:	4-2
On Thursday:	3-0
On Friday:	7-5
On Saturday:	12-13
On Sunday:	10-2
When committing no errors:	16-4
When committing one error:	13-8
When committing two or more errors:	10-10
Five-inning games:	3-1
Six-inning games:	2-0
Seven-inning games:	30-20
Eight-inning games:	3-1
Nine + inning games:	1-0
Single Games	22-14
When playing as away team:	13-11
When playing on a neutral field:	10-8

2012 Attendance

	Dates	Total	Avg
Home	19	1706	121
Road	24	7933	330
Neutral	18	4517	250
Total	61	14,687	240



Leah Taylor

STARTING LINEUP

SKYHAWK ROSTER

COACHING STAFF

SEASON PREVIEW

2012 REVIEW

RECORD BOOK

THIS IS UT MARTIN

Player	avg	gp-gs	ab	r	h	2b	3b	hr	rbi	tb	slg%	bb	hp	so	gdp	ob%	sf	sh	sb-att	po	a	e	fld%
32 TAYLOR, Leah	.358	29-29	95	30	34	5	3	5	18	60	.632	10	2	8	1	.430	0	1	16-16	31	3	0	1.000
24 SMITH, Lauren	.320	29-29	75	14	24	3	0	7	28	48	.640	21	0	11	0	.464	1	3	0-0	153	9	6	.964
15 WILLIAMS, Becca	.307	29-29	75	6	23	5	0	0	9	28	.373	6	4	13	1	.388	0	4	1-1	36	2	2	.950
1 BAIN, Jenny	.302	29-29	86	14	26	5	0	2	20	37	.430	9	4	8	0	.390	1	1	3-3	60	68	6	.955
9 WADE, Kayla	.300	29-29	100	23	30	2	1	0	10	34	.340	2	4	11	0	.340	0	1	8-11	37	2	2	.951
6 NIDIFFER, Steph	.238	22-19	42	0	10	1	0	0	5	11	.262	7	1	9	0	.360	0	5	0-0	61	31	2	.979
3 McCLURE, Sam	.206	26-15	34	10	7	4	0	0	1	11	.324	3	3	3	0	.325	0	4	2-4	37	22	3	.952
44 DUKE, Erica	.205	29-29	78	2	16	1	0	0	7	17	.218	7	0	7	1	.271	0	0	0-0	128	18	2	.986
23 BIGGERSTAFF, L	.200	5-3	10	0	2	0	0	0	1	2	.200	1	0	2	1	.273	0	0	0-0	0	0	0	.000
5 DIXON, Kelsey	.194	24-11	31	9	6	0	0	0	1	6	.194	2	0	8	0	.242	0	1	1-1	0	0	0	.000
31 TATE, Kenzi	.189	19-13	37	2	7	3	0	1	8	13	.351	7	0	4	0	.311	1	1	0-0	14	19	4	.892
2 REIFF, Katie	.143	25-15	42	10	6	1	0	2	7	13	.310	1	0	3	1	.159	1	2	4-6	26	25	4	.927
4 LEWIS, Morgan	.129	15-9	31	1	4	0	0	0	1	4	.129	5	0	8	1	.250	0	0	0-0	0	0	0	.000
8 VINCENT, Casey	.000	3-1	4	0	0	0	0	0	0	0	.000	1	0	1	0	.200	0	0	0-0	3	14	2	.895
12 FEIGL, Lindsey	.000	7-3	2	1	0	0	0	0	0	0	.000	1	0	1	0	.333	0	0	0-0	3	8	1	.917
21 MANSOLINO, Car	.000	18-0	1	5	0	0	0	0	0	0	.000	1	0	0	0	.500	0	0	0-0	0	0	0	.000
Totals	.262	29	743	135	195	30	4	17	116	284	.382	84	18	97	6	.350	4	23	43-53	594	245	34	.961
Opponents	.251	29	757	86	190	11	1	12	73	239	.316	48	23	122	4	.313	5	24	19-29	573	250	43	.950

LOB - Team (164), Opp (177). DPs turned - Team (10), Opp (9). Picked off - TAYLOR 1.

Player	era	w-l	app	gs	cg	sho	sv	ip	h	r	er	bb	so	2b	3b	hr	b/avg	wp	hp	bk	sfa	sha
13 JONES, Chelsea	1.58	17-2	25	19	18	2/0	3	133.0	122	43	30	24	85	6	0	8	.244	2	15	0	2	15
8 VINCENT Casey	2.85	6-3	11	9	4	1/0	0	54.0	53	28	22	17	31	5	1	3	.249	3	7		2	7
4 LEWIS, Morgan	3.32	0-1	2	0	0	0/0	0	6.1	3	3	3	4	5	0	0	0	.150	0	1	0	0	1
31 TATE, Kenzi	12.00	0-0	3	1	0	0/0	0	4.2	12	12	8	3	1	0	0	1	.522					1
Totals	2.23	23-6	29	29	22	3/0	3	198.0	90	86	63	48	122			12	.25	6	23			24
Opponents	3.52	6-23	29	29		0/0	0	19.0	95	135	96	84	97	30	4	7	.262	14		0		23

PB Team 4), DUKE, Erica 4 Opp 5) Pickoffs Team), DUKE, Erica 1. SBA/ATT DUKE, Erica 9 29), JONES 13-20), VINCENT 6-8), TATE (0-1).

2012 Team Game Highs

2012 Individual Game Highs

Hitting		
37, at. Southern Illinois (Apr. 10)	At-Bats	5, Leah Taylor, Southeast Missouri (Mar. 21)
		5, Leah Taylor vs. Southern Illinois (Apr. 10)
10, vs. Tennessee State (Mar. 31)	Runs Scored	3, Katie Reiff vs. SIU Edwardsville (Mar. 11)
		3, Kayla Wade vs. Southern Illinois (Apr. 10)
16, vs. Southern (Feb. 12)	Hits	4, Leah Taylor vs. Northern Colorado (Feb. 10)
9, (4 times) last vs. Arkansas-Pine Bluff (Apr. 17)	Runs Batted In	4 (7 times)
4 (3 times) last vs. Arkansas-Pine Bluff (Apr. 17)	Doubles	3, Jenny Bain vs. Valparaiso (Feb. 25)
2, at Memphis (Mar. 14)	Triples	1 (16 times)
3 at Southern Illinois (Apr. 10)	Home Runs	2, Jenny Bain vs. UNC Greensboro (Mar. 2)
11, vs. Kansas (Feb. 10)	Walks	3 (4 times)
2, (3 times) last vs. Austin Peay (Apr. 12)	Sacrifice Hits	1 (36 times)
2, (2 times) last at Tennessee Tech (Mar. 17)	Sacrifice Flies	2, Jenny Bain vs. UNC Greensboro (Mar. 2)
5, vs. Binghamton (Feb. 18)	Stolen Bases	2, (8 times)
2, (8 times) last at Jacksonville State (May 5)	Hit by Pitch	2, Kayla Wade vs. Austin Peay (Apr. 4)
Fielding		
27, vs. Southeast Missouri (Mar. 18)	Putouts	13, Lauren Smith vs. Morehead State (Apr. 22)
15, (5 times) last at Southern Illinios (Apr. 10)	Assists	6 (5 times)
Pitching		
9.0, vs. Southeast Missouri (Mar. 21)	Innings Pitched	9.0, Chelsea Jones vs. Southeast Missouri (Mar. 21)
11, vs. Binghamton (Feb. 18)	Strikeouts	11, Chelseas Jones vs. Binghamton (Feb. 18)



2012 Overall Record 39-22 • OVC 23-6

Home 16-3 • Away 13-11 • Neutral 10-8

Date	Opponent	Score	Inns	Overall	Pitcher of record	Attend	Time
Feb 10, 2012	vs Kansas	w 6-4	7	1-0-0	0-0-0 JONES (W 1-0)	224	2:50
Feb 0, 2012	vs Northern Colorado	6-8	7	1-0	0-0-0 BRANDENBURG, (L 0-1)	244	2:30
Feb 1, 2012	vs Nicholls State	w 5-3	7	2-1-0	0-0-0 JONES (W)	42	2:16
Feb 1, 2012	vs Northern Illinois	5-7	7	2-2-0	0-0-0 BRANDENBURG, (L)	146	1:56
Feb 2, 2012	vs Southern	w 9-1	6	3-2-0	0-0-0 JONES (W)	222	1:49
Feb 7 2012	vs Saint Louis	w 3-0	7	4-2-0	0-0-0 JONES (W 4-0)	62	1:45
Feb 7 2012	at FGCU	0-6	7	4-3-0	0-0-0 BRANDENBURG, (L 0-3)	178	1:54
Feb 8, 2012	vs Binghamton	w 7-4	7	5-3-0	0-0-0 JONES (W 5-0)	48	1:56
Feb 8, 2012	vs Delaware	w 9-1	5	6-3-0	0-0-0 VINCENT (W 0)	73	1:28
Feb 9, 2012	vs Boston College	7	7	6-4-0	0-0-0 JONES (L 5)	67	2:00
Feb 24, 2012	vs Niagara	w 6-3	7	7-4-0	0-0-0 JONES (W 6-1)	C	
Feb 24, 2012	vs Purdue	5-2	7	7-5-0	0-0-0 VINCENT (L 1)	C	2:30
Feb 25, 2012	vs East Tenn. St.	5	7	7-6-0	0-0-0 JONES (L 5-3)	210	2:00
Feb 25, 2012	vs Valparaiso	4-8	7	7-7-0	0-0-0 VINCENT (L)	C	2:00
Feb 26, 2012	vs Cleveland St.	w 4-1	7	8-7-0	0-0-0 TATE (W 1-0)	210	1:50
Ma 02, 2012	vs UNC Greensboro	w 3-2	7	9-7-0	0-0-0 JONES (W 7-2)	114	1:44
Ma 02, 2012	vs Kennesaw State	2	7	9-8-0	0-0-0 TATE (L)	152	1:34
Ma 03, 2012	at #25 Georgia Tech	6-8	(8)	9-9-0	0-0-0 JONES (L 6-3)	C	2:22
Ma 04, 2012	vs Western Kentucky	w 5-4	7	10-9-0	0-0-0 TATE (W)	109	2:09
Ma 10, 2012	SIU EDWARDSVILLE	w 9-3	7	11-9-0	-0-0 JONES (W 8-3)		1:40
Ma 10, 2012	SIU EDWARDSVILLE	w 7-6	7	12-9-0	2-0-0 VINCENT (W 2-2)	84	2:00
Ma 11, 2012	SIU EDWARDSVILLE	w 4-3	7	13-9-0	3-0-0 JONES (W 9-3)	79	1:45
Ma 14, 2012	at Memphis	-3	7	13-10-0	3-0-0 LEWIS (L 0)	117	1:41
Ma 17 20 2	at Tennessee Tech	w 6-0	7	14-10-0	4-0-0 JONES (W 10-3)	180	1:40
Ma 17 2012	at Tennessee Tech	w 6-0	7	15-10-0	5-0-0 VINCENT (W 3-2)	96	1:41
Ma 18, 20 2	at Tennessee Tech	w 3-1	7	16-10-0	6-0-0 JONES (W -3)	96	1:50
Ma 21, 2012	SOUTHEAST MISSOURI	w 5-4	(9)	17-10-0	7-0-0 JONES (W 12-3)		2:13
Ma 21, 2012	SOUTHEAST MISSOURI	w 2-1	7	18-10-0	8-0-0 VINCENT (W 4-2)	98	1:43
Ma 24, 2012	at Murray State	4	7	18-11-0	8-1-0 JONES (L 2-4)	107	1:44
Ma 24, 20 2	at Murray State	2-3	7	18-12-0	8-2-0 VINCENT (L 4-3)	132	1:46
Ma 25, 2012	at Murray State	w 4-2	7	19-12-0	9-2-0 JONES (W 13-4)	117	1:57
Ma 27 2012	BELMONT	w 3-1	7	20-12-0	9-2-0 VINCENT (W 5-3)	75	1:30
3-29 12	at South east Missouri	w 3-2	7	2-12-0	10-2-0 JONES (W 14-4)	180	1:46
Ma 31, 2012	TENNESSEE STATE	w 10-1	5	22-12-0	11-2-0 JONES (W 15-4)		1:19
Ma 31, 2012	TENNESSEE STATE	w 5-3	7	23-12-0	12-2-0 JONES (W 16-4)	14	1:40
Apr 01, 2012	TENNESSEE STATE	w 9-1	6	24-12-0	13-2-0 JONES (W 7-4)	88	1:45
Apr 04, 2012	at Austin Peay	w 7-3	7	25-12-0	14-2-0 JONES (W 18-4)	150	1:47
Apr 04, 2012	at Austin Peay	w 5-4	7	26-12-0	15-2-0 VINCENT (W 6-3)	150	1:54
Apr 06, 2012	EASTERN KENTUCKY	w 4-2	7	27-12-0	16-2-0 JONES (W 9-4)		1:37
Apr 06, 2012	EASTERN KENTUCKY	w 7-3	7	28-12-0	17-2-0 VINCENT (W 7-3)	85	1:52
Apr 07 2012	EASTERN KENTUCKY	2-7	7	28-13-0	17-3-0 JONES (L 9-5)	83	1:48
Apr 10, 2012	at Southern Illinois	w 8-7	(8)	29-13-0	17-3-0 VINCENT (W 8-3)	164	2:12
Apr 12, 2012	AUSTIN PEAY	w C	(8)	30-13-0	18-3-0 JONES (W 20-5)	106	1:54
Apr 14, 2012	at Arkansas	4-6	7	30-14-0	18-3-0 LEWIS (L 0-2)	C	2:04
Apr 14, 2012	at Arkansas	2-4	7	30-15-0	18-3-0 JONES (L 20-6)	48	1:20
Apr 17 2012	ARKANSAS-PINE BLUFF	w 9-1	5	3-15-0	18-3-0 JONES (W 2-6)	493	1:14
Apr 22, 2012	at Morehead State	w 5-1	7	32-15-0	19-3-0 JONES (W 22-6)	106	1:55
Apr 22, 2012	at Morehead State	w 5-1	7	33-15-0	20-3-0 VINCENT (W 9-3)	112	2:05
Apr 25, 2012	at Middle Tennessee	3-4	7	33-16-0	20-3-0 JONES (L 22-7)	142	1:34
Apr 28, 2012	EASTERN ILLINOIS	w 5-1	7	34-16-0	21-3-0 JONES (W 23-7)		2:15
Apr 28, 2012	EASTERN ILLINOIS	4-9	7	34-17-0	21-4-0 VINCENT (L 9-4)	123	2:40
Apr 29 2012	EASTERN ILLINOIS	w 5-4	7	35-17-0	22-4-0 JONES (W 24-7)	25	2:15
May 05, 2012	at Jacksonville State	w 4-1	(8)	36-17-0	23-4-0 JONES (W 25-7)	802	1:58
May 05, 2012	at Jacksonville State	3-6	7	36-18-0	23-5-0 VINCENT (L 9-5)	786	1:49
May 06, 2012	at Jacksonville State	2-0	5	36-19-0	23-6-0 LEWIS (L 0-3)	712	1:49
May 0 2012	MURRAY STATE	w 7-1	7	37-19-0	23-6-0 JONES (W 26-7)	C	1:52
May 1, 2012	at Tennessee Tech	w 6-2	7	38-19-0	23-6-0 JONES (W 27-7)	C	1:44
May 2, 2012	TENNESSEE TECH	-3	7	38-20-0	23-6-0 JONES (L 27-8)	C	2:06
May 2, 2012	at Tennessee Tech	w 6-2	7	39-20-0	23-6-0 JONES (W 28-8)	C	1:44
May 18, 2012	at #2 Alabama	5	7	39-21-0	23-6-0 JONES (L 28-9)	2060	1:49
May 9 2012	vs Georgia Tech	-9	7	39-22-0	23-6-0 JONES (L 28-0)	2206	2:30

Conference game
extra inning gameSTARTING
LINEUPSKIPPED
ROSTERCOACHING
STAFFSEASON
PREVIEW

2012 REVIEW

RECORD BOOK

THIS IS
UT MARTIN

2012 Ohio Valley Conference Softball Standings

	CONFERENCE			OVERALL		
	W	L	Pct	W	L	Pct
UT Martin	23	6	.793	39	20	.661
Eastern Illinois	18	10	.643	28	26	.519
Jacksonville State	19	11	.633	28	28	.500
Murray State	19	11	.633	34	21	.618
Eastern Kentucky	16	13	.552	27	30	.474
Tennessee Tech	15	13	.536	27	32	.458
Southeast Missouri	13	16	.448	25	30	.455
SIU Edwardsville	13	16	.448	23	29	.442
Austin Peay	10	20	.333	19	31	.380
Morehead State	9	19	.321	16	34	.320
Tennessee State	5	25	.167	15	39	.278

2012 OVC Individual and Team Statistical Leaders

Batting Average

Player, Team	BA
1. Megan Glosser, MUR	.391
2. Leah Taylor, UTM	.387
3. Diane Gallagher, EKU	.385
4. Lauren DeCastro, APSU	.385
5. Raquel Howes, EKU	.371

Slugging Percentage

Player, Team	SLG
1. Shelby Holley, JSU	.732
2. Raquel Howes, EKU	.691
3. Riddle, MOR	.653
4. Leah Taylor, UTM	.639
5. Lauren DeCastro, APSU	.634

On Base Percentage

Player, Team	OBP
1. Shelby Holley, JSU	.466
2. Riddle, MOR	.466
3. Leah Taylor, UTM	.462
4. Kristin Graham, JSU	.455
5. Lauren DeCastro, APSU	.450

Runs Scored

Player, Team	RS
1. Leah Taylor, UTM	61
2. Megan Glosser, MUR	48
3. Kayla Wade, UTM	47
4. Diane Gallagher, EKU	46
5. 2 Tied	41

Hits

Player, Team	H
1. Leah Taylor, UTM	75
2. Diane Gallagher, EKU	74
3. Raquel Howes, EKU	72
Megan Glosser, MUR	72
5. Evan Sallis, SEMO	69

Runs Batted In

Player, Team	RBI
1. Raquel Howes, EKU	54
2. Jenny Bain, UTM	53
3. Casey Castile, MUR	46
4. Renee Kertz, SEMO	45
5. Kaycee Crow, JSU	44

Home Runs

Player, Team	HR
1. Shelby Holley, JSU	20
2. Raquel Howes, EKU	16
3. Kaycee Crow, JSU	13
4. 3 Tied	12

Walks

Player, Team	BB
1. Kristin Graham, JSU	45
2. Shelby Holley, JSU	38
3. Lauren Smith, UTM	35
4. Katie Tackett, EKU	32
5. 2 Tied	27

Triples

Player, Team	3B
1. Leah Taylor, UTM	10
2. Kayla Wade, UTM	5
3. 5 Tied	3

Earned Run Average

Player, Team	ERA
1. Stephanie Maday, EIU	2.06
2. Holly Thomas, TTU	2.14
3. Chelseas Jones, UTM	2.20
4. Shelby Kosmecki, MUR	2.25
5. Tiffany Harbin, JSU	2.41

Opposing Batting Average

Player, Team	OBA
1. Holly Thomas, TTU	.204
2. Stephanie Maday, EIU	.227
3. Tiffany Harbin, JSU	.239
4. Casey Vincent, UTM	.245
5. Chelsea Jones, UTM	.246

Strikeouts

Player, Team	K
1. Stephanie Maday, EIU	216
2. Chelsea Jones, UTM	196
3. Shea Morris, TSU	190
4. Tiffany Harbin, JSU	175
5. Leanna Pittsenbarger, EKU	169

Wins

Player, Team	W
1. Chelsea Jones, UTM	28
2. Holly Thomas, TTU	20
3. Stephanie Maday, EIU	17
Tiffany Harbin, UTM	17
Amanda Lambrecht, SIUE	17

Batting Average

Team	BA
1. Jacksonville State	.285
2. Southeast Missouri	.282
3. Eastern Kentucky	.281
4. Murray State	.280
5. Morehead State	.276

Slugging Percentage

Team	SLG
1. Jacksonville State	.462
2. Murray State	.410
3. UT Martin	.408

On Base Percentage

Team	OBP
1. Jacksonville State	.377
2. Murray State	.364
3. UT Martin	.352

Runs Scored

Team	RS
1. Jacksonville State	282
2. Murray State	277
3. UT Martin	271

Hits

Team	H
1. Eastern Kentucky	452
2. Jacksonville State	438
3. UT Martin	425

Runs Batted In

Team	RBI
1. Jacksonville State	255
2. Murray State	241
3. UT Martin	237

Home Runs

Team	HR
1. Jacksonville State	65
2. Eastern Kentucky	40
3. Murray State	38

Walks

Team	BB
1. Jacksonville State	206
2. UT Martin	170
3. Eastern Illinois	162

Earned Run Average

Team	ERA
1. Eastern Illinois	2.45
2. Murray State	2.53
3. Tennessee Tech	2.69
4. UT Martin	2.75
5. Jacksonville State	3.35

Strikeouts

Team	SO
1. Tennessee Tech	333
2. Eastern Kentucky	297
3. 2 Tied	272

2012 All-OVC Honors

PLAYER OF THE YEAR

Leah Taylor, UT Martin

PITCHER OF THE YEAR

Chelsea Jones, UT Martin

FRESHMAN OF THE YEAR

Casey Castile, Murray State

COACH OF THE YEAR

Donley Canary, UT Martin

FIRST TEAM

P - Chelsea Jones, UT Martin

P - Stephanie Maday, Eastern Illinois

P - Holly Thomas, Tennessee Tech

C - Kaycee Crow, Jacksonville State

IF - Raquel Howes, Eastern Kentucky

IF - Jenny Bain, UT Martin

IF - Lauren deCastro, Austin Peay

IF - Shelby Holley, Jacksonville State

OF - Leah Taylor, UT Martin

OF - Diane Gallagher, Eastern Kentucky

OF - Casey Castile, Murray State

UTIL/DP - Lauren Smith, UT Martin

SECOND TEAM

P - Tiffany Harbin, Jacksonville State

P - Shelby Kosmecki, Murray State

C - Katie Tackett, Eastern Kentucky

IF - Amber Riddle, Morehead State

IF - Evan Sallis, Southeast Missouri

IF - Alex McDavid, SIUE

IF - Bailey O'Dell, Eastern Illinois

IF - Paige Neely, Austin Peay

IF - Chelsea Yankolovich, SIUE

OF - Megan Glosser, Murray State

OF - Sara Borders, Jacksonville State

OF - Kayla Wade, UT Martin

OF - Melise Brown, Eastern Illinois

UTIL/DP - Morgan Brewer, Austin Peay

ALL-NEWCOMER TEAM

Shelby Holley, IF, Jacksonville State

Casey Castile, OF, Murray State

Paige Neely (Austin Peay) - IF, Fr., Nashville, Tenn.

Katie Tackett, C, Eastern Kentucky

Sara Borders, OF, Jacksonville State

Alex McDavid, IF, SIUE

Lauren Smith, UTIL/DP, UT Martin

Leanna Pittsenbarger, P, Eastern Kentucky

Bailey O'Dell, IF, Eastern Illinois

Casey Vincent, P, UT Martin

Shea Morris, P, Tennessee State

Mo Ramsey, OF, Murray State

PLAYERS & PITCHERS OF THE WEEK

Player	Date	Pitcher
Jenny Bain, UTM	2/13	Chelsea Jones, UTM
Kaycee Crow, JSU	2/20	Shaylon Robb, EKU
Leah Taylor, UTM	2/27	Pittsenbarger, EKU/deCastro, APSU
Shelby Holley, JSU	3/5	Lauren deCastro, APSU
Amber Riddle, MOR	3/12	Tiffany Harbin, JSU
Kristin Graham, JSU	3/19	Stephanie Maday, EIU
Lauren deCastro, APSU	3/26	Shea Morris, TSU
Howes, EKU/Taylor, UTM	4/2	Chelsea Jones, UTM
Jenny Bain, UTM	4/9	Chelsey Sullivan, MUR
Simone Patterson, SEMO	4/16	Tiffany Harbin, JSU
Alexa Becker, MUR	4/23	Chelsea Jones, UTM
Casey Castile, MUR	4/30	Morgan Brewer, APSU
Shelby Holley, JSU	5/7	Stephanie Maday, EIU

STARTING
LINEUPSKYHAWK
ROSTERCOACHING
STAFFSEASON
PREVIEW

2012 REVIEW

RECORD BOOK

THIS IS
UT MARTIN



HISTORY BOOKS

OVC Player of the Year

Leah Taylor (OF).....	2012
Megan Williams (OF)	2010

OVC Pitcher of the Year

Chelsea Jones (P).....	2012
Paij Lintz (P).....	2010

OVC Coach of the Year

Donley Canary.....	2012
Donley Canary.....	2010

First Team All-OVC

Leah Taylor (OF).....	2012
Lauren Smith (INF).....	2012
Chelsea Jones (P).....	2012
Jenny Bain (SS)	2012
Amanda Brandenburg.....	2011
Paij Lintz (P).....	2010
Laurie Lindow (C)	2010
Jenny Bain (SS)	2010
Laura Roberts (OF)	2010
Megan Williams (OF)	2010
Kate Vanderham (P)	2010
Jenny Bain (IF).....	2009
Megan Williams (OF)	2009
Ashley Benbow (OF)	2007
Savannah Roberts (C).....	2006
Justine Pineda (OF).....	2006
Kristin Runyan (IF).....	2005
Megan Mizell (UTL).....	2005
Jennifer Young (LF).....	2004
Nicole Davis (UTL)	2003
Kristin Runyan (IF).....	2003
Melissa Rudy (UTL).....	2000
Jessica Crosser (UTL).....	1998
Jessica Crosser (UTL).....	1997
Paige Cook (UTL).....	1995

Second Team All-OVC

Kayla Wade (OF)	2012
Leah Taylor (2B).....	2011
Megan Van Arsdale (INF).....	2010
Laura Roberts (OF)	2009
Ashley Benbow (OF)	2008
Paij Lintz (P).....	2008
Megan Williams (OF)	2008
Savannah Roberts (C).....	2007
Brandy Whalen (OF).....	2006
Nicole Davis (P).....	2005
Brandy Whalen (OF).....	2005
Nicole Davis (P).....	2004
Kristin Runyan (SS)	2004
Sarah Daws (C).....	2003
Kendra Kosco (P)	2003
Meredith Ramsey (OF).....	2003
Kendra Kosco (P)	2002
Angela Baize (OF)	2002
Amy Harclerode (UTL)	2002
Jennifer Robison (IF).....	2001
April Leatherwood (IF)	2001
Jessica Crosser (P)	1998
Jennifer Robison (UTL).....	1998
Paige Cook (IF).....	1997
Jane' Heath (IF).....	1996
Paige Cook (UTL).....	1996
Cindy Sturgill (C).....	1996

Jane' Heath (C)	1995
Bridgette Baker (OF).....	1995

All-OVC Honorable Mention

Angela Baize (OF).....	2003
Stephanie Paris (IF).....	2002
Sarah Daws (C).....	2002
Jennifer Herron (OF).....	2001
Misty Miles (SS).....	2000
Tracy Fryer (P)	2000
Jessica Crosser (P)	1997
Bridgette Baker (OF).....	1997
Kim Rucker (OF).....	1996
Danelle Kimes (IF).....	1995

OVC All-Newcomer

Lauren Smith (INF).....	2012
Casey Vincent (P).....	2012
Leah Taylor (2B).....	2011
Amanda Brandenburg (P/OF).....	2011
Stephanie Nidiffer (P/IF).....	2011
Kate Vanderham (P)	2010
Kalah Mathis (OF).....	2010
Jordan Garrett (OF).....	2010
Jenny Bain (IF).....	2009
Chelsea Cary (IF).....	2008
Ashley Benbow (OF)	2007
Paij Lintz (P).....	2007
Laura Roberts (IF).....	2007
Justine Pineda (OF).....	2006
Savannah Roberts (C).....	2006
Ashley Myatt (P)	2006
Ashton Strode (P).....	2006

OVC Tournament MVP

Chelsea Jones (P).....	2012
Kara Harper (P).....	2009

OVC All-Tournament

Chelsea Jones.....	2012
Jenny Bain	2012
Becca Williams.....	2012
Kayla Wade.....	2012
Megan Latimer.....	2011
Megan Van Arsdale	2010
Laurie Lindow	2010
Kate Vanderham.....	2010
Kara Harper	2009
Laurie Lindow	2009
Savannah Roberts.....	2009
Megan Van Arsdale	2009
Brittany Nash.....	2007
Christa Webb	2006
Nicole Davis.....	2005
Kristin Runyan	2005
Fallon Lowery.....	2005
Jennifer Young.....	2004
Angela Baize	2004
Allison Buckley	2004
Nicole Davis.....	2004
Meredith Ramsey	2002
Paige Cook	1997
Jessica Crosser	1997
Paige Cook	1996
Danelle Kimes.....	1994

OVC Freshman of the Year

Amanda Brandenburg (P/OF).....	2011
Jenny Bain (IF).....	2009
Ashley Benbow (OF)	2007

Easton Fastpitch All-American

Leah Taylor.....	2012
------------------	------

CoSIDA Capital One Academic All-American

Leah Taylor.....	2012
------------------	------

National Fastpitch Coaches Association All-America Scholar-Athlete

Leah Taylor.....	2012
------------------	------

National Fastpitch Coaches Association NFCA Division I All-Region Team

Leah Taylor.....	2012
Chelsea Jones	2012

OVC Medal of Honor

Destiny Tite.....	2009-10
Jenny Bain	2009-10
Chelsea Cary.....	2009-10
Jessica Gourdiar.....	2009-10
Chelsea Jones	2009-10
Megan Latimer	2009-10
Paij Lintz.....	2009-10
Kalah Mathis.....	2009-10
Laura Roberts	2009-10
Megan Williams	2009-10
Victoria Wolaver	2009-10
Chelsea Cary.....	2007-08
Paij Lintz.....	2007-08
Riley Pace	2007-08
Megan Van Arsdale	2007-08
Paij Lintz.....	2006-07
Riley Pace	2006-07
Laura Roberts	2006-07
Riley Pace	2005-06
Christa Webb	2005-06
Meagen Sturdivant	2003-04
Kelly Swafford.....	2003-04
Kendra Kosco.....	2002-03
Marione Parson	2001-02
Beth Elliot	2000-01
Alicia Haley	1999-00
Alicia Haley	1998-99
Mary Jerman	1998-99
Alicia Haley	1997-98
Sherri Pollard	1997-98
Bridgette Baker.....	1996-97
Kimberly Jones	1995-96

ESPN The Magazine Academic All-District Team

Laura Roberts	2009
---------------------	------

OVC Commissioner's Honor Roll

2011-12 (8)

Jenny Bain
Lindsey Feigl
Chelsea Jones
Carter Mansolino
Samantha McClure
Kenzi Tate
Leah Taylor
Kayla Wade

Chelsea Jones
Megan Latimer
Paij Lintz
Greer Long
Laura Roberts
Destiny Tite
Megan Van Arsdale
Victoria Wolaver

2007-08 (13)

Chelsea Cary
Kelsey Davis
Kara Harper
Amber Hayes
Megan Latimer
Paij Lintz
Riley Pace
Laura Roberts
Megan Van Arsdale

2006-07 (13)

Brittany Burkett
Kara Harper
Paij Lintz
Greer Long
Lauren Manna
Brittany Nash
Riley Pace
Laura Roberts
Ashton Strobe
Holly Templeton
Megan Van Arsdale
Stacey Weaver
Megan Williams

2010-11 (10)

Alexa Alfaro
Jenny Bain
Chelsea Cary
Megan Gray
Chelsea Jones
Alana Kramer
Megan Latimer
Morgan Lewis
Leah Taylor
Becca Williams

2009-10 (11)

Jenny Bain
Chelsea Cary
Jessica Gourdier
Chelsea Jones
Megan Latimer
Paij Lintz
Kalah Mathis
Laura Roberts
Destiny Tite
Megan Williams
Tori Wolaver

2008-09 (12)

Chelsea Cary
Erica Duke
Jessica Gourdier
Tera Gwaltney

2005-06 (9)

Maghan Brown
Allison Buckley
Kara Harper
Ashley Myatt

Riley Pace
Holly Templeton
Stacey Weaver
Christa Webb
Brandy Whalen

2004-05 (10)

Maghan Brown
Allison Buckley
Kristin Hogan
Ashley Ruggles
Kristin Runyan
Kelly Swafford
Christa Webb
Emily Webb
Brandy Whalen
Jennifer Young

2003-04 (13)

Angela Baize
Allison Buckley
Bethany Buttrey
Sarah Daws
Ashley Ruggles
Kristin Runyan
Meagen Sturdivant
Kelly Swafford
Holly Templeton
Christa Webb
Emily Webb
Brandy Whalen
Jennifer Young

2002-03 (12)

Angela Baize
Allison Buckley
Bethany Buttrey
Megan Dempsey
Kristin Hogan
Kendra Kosco

Linsey Moffitt
Meredith Ramsey
Kristin Runyan
Andrea Rushing
Kelly Swafford
Brandy Whalen

2001-02 (5)

Angela Baize
Beth Buttrey
Beth Elliott
Kendra Kosco
Andrea Rushing

2000-01 (6)

Angela Baize
Beth Elliott
Molly McKinney
Jordan Myers
Andrea Rushing
Courtney Wilson

1999-00 (3)

Magen Darby
Alicia Haley
Melissa Rudy

1998-99 (5)

Niki Foster
Alicia Haley
Jenny Sue Henry
Mary Jerman
Missy Rudy

1997-98 (3)

Jessica Crosser
Alicia Haley
Sherri Pollard

1996-97 (6)

Bridgette Baker

Cherity Berry
Crystal Cook
Alicia Haley
Sheri Pollard
Rhonda White

1995-96 (11)

Bridgett Baker
Cherity Berry
Crystal Cook
Jessica Crosser
Janee Heath
Kimberly Jones
Kristy Jones
Sherri Pollard
Cynthia Sturgill
Tammy Turner
Rhonda White

1994-95 (9)

Laura Chambers
Paige Cook
Tiffany Craig
Janee Heath
Melanie Hix
Danielle Kimes
Sherri Pollard
Tammy Turner
Rhonda White

1993-94 (9)

Bridette Baker
Paige Cook
Tiffany Craig
Nicole Glass
Kimberly Dawn Jones
Kristy Jones
Danielle Kimes
Tammy Turner
Rhonda White

UT MARTIN HALL OF FAME MEMBERS

Jessica Crosser (1996-98) • Inducted 2003

Crosser, from Waverly, Tenn., played softball at UT Martin from 1996-98. In her career she became highly decorated from the Ohio Valley Conference. She was named to the 1996 OVC All-Tournament Team, 1997 All-OVC First Team as a utility player and honorable mention as a pitcher, the 1997 All-OVC Tournament team as a pitcher, along with the 1998 All-OVC First Team as a utility player and second team as a pitcher. She sports a career .341 batting average and finished her career as the holder of three single-season records, all set in 1998. Crosser ended her career with the highest single-season batting average (.341), runs scored (28), and strikeouts (93).

Janee' Heath (1995-96) • Inducted 2006

Heath, from Mayfield, Ky., played for UT Martin from 1995-96. When Heath finished her career she was the second all-time home run leader in program history with 16 in addition to holding a program record slugging percentage of .711. Heath also still ranks among the career top-10 in singles (112), runs batted in (53) and extra base hits (33).

Kendra Kosco (2002-03) • Inducted 2009

Kosco, from Herrin, Ill., played for head coach Donley Canary from 2002-03. She was a two-time All-Ohio Valley Conference selection and a two-time member of the OVC Commissioner's Honor Roll. Kosco, who was a pitcher, graduated holding the program record for most career strikeouts (304 in only two seasons), best win-loss percentage (.596) and lowest earned run average.

Nicole Davis (2002-05) • Inducted 2012

Davis played softball for head coach Donley Canary from 2002-05. She was named All-Ohio Valley Conference three consecutive years (2003-2005) and OVC All-Tournament in 2004. She ranks in the top 10 in most all career offensive statistics categories, including games played, at bats, hits, doubles, RBIs, total bases, slugging percentage, walks, extra base hits, home runs, victories, games started, ERA, winning percentage, strikeouts, saves and appearances.

Batting Average

1994	Paige Cook	.292
1995	Janee' Heath	.372
1996	Janee' Heath	.303
1997	Bridgette Baker	.336
1998	Jessica Crosser	.394
1999	Amy Harclerode	.240
2000	Andrea Rushing	.333
2001	Misty Miles	.278
2002	Amy Harclerode	.317
2003	Angela Baize	.354
2004	Jennifer Young	.398
2005	Megan Mizell	.378
2006	Justin Pineda	.335
2007	Ashley Benbow	.353
2008	Kara Harper	.353
2009	Megan Williams	.343
2010	Megan Williams	.375
2011	Amanda Brandenburg	.333
2012	Leah Taylor	.385

Slugging Percentage

1993	Lori Deverell	.452
1995	Janee' Heath	.711
1996	Cindy Sturgill	.646
1997	Jessica Crosser	.461
1998	Jessica Crosser	.575
1999	Amy Harclerode	.322
2000	Jennifer Herron	.421
2001	Misty Miles	.381
2002	Amy Harclerode	.467
2003	Sarah Daws	.519
2004	Jennifer Young	.657
2005	Megan Mizell	.573
2006	Justine Pineda	.511
2007	Ashley Benbow	.542
2008	Blayn Bollman	.464
2009	Jenny Bain	.598
2010	Becca Williams	.684
2011	Amanda Brandenburg	.564
2012	Leah Taylor	.630

Hits

1993	Lori Deverell	23
	Jennifer Deverell	23
1994	Paige Cook	38
1995	Janee' Heath	45
	Paige Cook	45
1996	Paige Cook	41
1997	Bridgette Baker	49
1998	Jessica Crosser	50
1999	Amy Harclerode	29
2000	Melissa Rudy	35
2001	Jennifer Herron	37
2002	Meredith Ramsey	46
2003	Kristin Runyan	39
2004	Jennifer Young	72
2005	Megan Mizell	54
	Brandy Whalen	54
2006	Justine Pineda	59
2007	Ashley Benbow	67
2008	Ashley Benbow	60
2009	Megan Williams	68
2010	Megan Williams	72
2011	Amanda Brandenburg	55
2012	Leah Taylor	77

Runs Scored

1994	Bridgette Baker	23
1995	Cindy Sturgill	26
1996	Cindy Sturgill	21
1997	Renee Trull	23
1998	Jessica Crosser	28
1999	Alicia Haley	7
	Amy Harclerode	7
2000	Misty Miles	21

2001	Jennifer Herron	16
2002	Meredith Ramsey	21
2003	Kristin Runyan	22
2004	Jennifer Young	40
2005	Kristin Runyan	32
2006	Justine Pineda	37
2007	Brittany Nash	36
2008	Ashley Benbow	33
2009	Jenny Bain	42
2010	Jordan Garrett	43
2011	Leah Taylor	51
2012	Leah Taylor	61

Runs Batted In

1994	Paige Cook	23
1995	Janee' Heath	34
1996	Cindy Sturgill	29
1997	April Leatherwood	23
1998	April Leatherwood	17
1999	Amy Harclerode	14
2000	April Leatherwood	20
2001	Courtney Wilson	18
2002	Meredith Ramsey	28
2003	Nicole Davis	23
2004	Nicole Davis	35
2005	Kristin Runyan	34
2006	Justine Pineda	41
2007	Savannah Roberts	36
2008	Laurie Lindow	31
2009	Laura Roberts	42
2010	Jenny Bain	45
2011	Jenny Bain	37
2012	Jenny Bain	54

Doubles

1994	Kristy Jones	6
1995	Bridgette Baker	10
1996	Cindy Sturgill	10
1997	Bridgette Baker	13
1998	April Leatherwood	9
1999	Amy Harclerode	10
2000	Melissa Rudy	8
	Misty Miles	8
2001	Sarah Daws	11
2002	Meredith Ramsey	11
2003	Kristin Runyan	13
2004	Jennifer Young	14
2005	Jennifer Young	15
2006	Justine Pineda	12
	Jennifer Young	12
2007	Ashley Benbow	14
2008	Laurie Lindow	12
2009	Megan Williams	13
	Jenny Bain	13
2010	Megan Van Arsdale	12
	Jenny Bain	12
2011	Amanda Brandenburg	14
	Jenny Bain	14
2012	Jenny Bain	15

Triples

1993	Lori Deverell	3
1994	Bridgette Baker	5
1995	Cindy Sturgill	3
1996	Kim Jones	2
1997	Jessica Crosser	4
1998	Jessica Crosser	4
1999	Alicia Haley	1
	April Leatherwood	1
2000	Jennifer Herron	2
	Misty Miles	2
	Angela Baize	2
2001	Kristin Hogan	2
2002	Kristin Runyan	3
2003	Nicole Davis	3

2004	Jennifer Young	6
2005	Megan Mizell	2
	Brandy Whalen	2
	Kristin Runyan	2
	Jennifer Young	2
	Kristin Hogan	2
2006	Justine Pineda	2
	Brandy Whalen	2
	Fallon Lowery	2
	Christa Webb	2
2007	Ashley Benbow	8
2008	Ashley Benbow	2
	Megan Williams	2
	Laura Roberts	2
2009	Megan Williams	4
2010	Jordan Garrett	2
	Chelsea Cary	2
2011	Leah Taylor	7
2012	Leah Taylor	10

Home Runs

1994	Randi Spurgeon	2
	Kim Jones	2
1995	Janee' Heath	10
1996	Cindy Sturgill	12
1997	April Leatherwood	3
1998	April Leatherwood	4
1999	April Leatherwood	1
2000	April Leatherwood	4
2001	Misty Miles	2
2002	Meredith Ramsey	5
2003	Nicole Davis	4
	Sarah Daws	4
	Meredith Ramsey	4
2004	Kristin Runyan	8
2005	Kristin Runyan	10
	Nicole Davis	10
2006	Justine Pineda	5
2007	Laura Roberts	7
2008	Ashley Benbow	4
2008	Megan Williams	4
2008	Laura Roberts	4
2009	Jenny Bain	14
2010	Megan Williams	13
2011	Leah Taylor	10
2012	Lauren Smith	9

Pitching Appearances

1993	Nikki Stoddard	14
	Tiffany Craig	14
1994	Tiffany Craig	21
	Paige Cook	21
1995	Tiffany Craig	24
1996	Paige Cook	28
1997	Jessica Crosser	31
1998	Jessica Crosser	28
1999	Melissa Rudy	38
2000	Tracy Fryer	23
2001	Tracy Fryer	34
2002	Kendra Kosco	31
2003	Kendra Kosco	24
2004	Nicole Davis	29
2005	Nicole Davis	26
2006	Ashley Myatt	32
2007	Paij Lintz	30
	Ashley Myatt	30
2008	Kara Harper	26
2009	Kara Harper	31
2010	Paij Lintz	38
2011	Chelsea Jones	40
2012	Chelsea Jones	47

Innings Pitched

1994	Tiffany Craig	134.0
1995	Tiffany Craig	136.1
1996	Paige Cook	152.0

1997	Jessica Crosser	160.1
1998	Jessica Crosser	140.0
1999	Melissa Rudy	178.1
2000	Tracy Fryer	114.2
2001	Molly McKinney	166.1
2002	Kendra Kosco	176.1
2003	Kendra Kosco	144.2
2004	Nicole Davis	158.2
2005	Nicole Davis	158.1
2006	Ashley Myatt	163.2
2007	Ashley Myatt	117.0
2008	Kara Harper	135.0
2009	Kara Harper	201.0
2010	Paij Lintz	172.1
2011	Chelsea Jones	162.1
2012	Chelsea Jones	262.1

Strikeouts

1994	Tiffany Craig	84
1995	Paige Cook	80
1996	Paige Cook	69
1997	Jessica Crosser	78
1998	Jessica Crosser	93
1999	Melissa Rudy	63
2000	Tracy Fryer	78
2001	Molly McKinney	82
2002	Kendra Kosco	192
2003	Kendra Kosco	112
2004	Allison Buckley	80
2005	Nicole Davis	153
2006	Ashton Strode	119
2007	Ashley Myatt	91
2008	Kara Harper	94
2009	Paij Lintz	104
2010	Paij Lintz	174
2011	Chelsea Jones	180
2012	Chelsea Jones	199

Wins

1994	Paige Cook	11
1995	Paige Cook	11
1996	Paige Cook	11
1997	Jessica Crosser	15
1998	Jessica Crosser	11
1999	Melissa Rudy	3
2000	Tracy Fryer	10
2001	Tracy Fryer	6
2002	Kendra Kosco	16
2003	Kendra Kosco	12
2004	Nicole Davis	17
2005	Nicole Davis	17
2006	Ashley Myatt	14
2007	Ashley Myatt	9
2008	Ashton Strode	11
2009	Kara Harper	20
2010	Paij Lintz	25
2011	Chelsea Jones	16
2012	Chelsea Joens	28

ERA

1997	Jessica Crosser	1.57
1998	Jessica Crosser	1.80
1999	Melissa Rudy	7.58
2000	Jennifer Robison	1.46
2001	Tracy Fryer	2.64
2002	Kendra Kosco	1.79
2003	Nicole Davis	1.60
2004	Allison Buckley	1.65
2005	Nicole Davis	1.50
2006	Kara Harper	1.97
2007	Paij Lintz	1.74
2008	Paij Lintz	2.31
2009	Kara Harper	1.95
2010	Kate Vanderham	1.65
2011	Chelsea Jones	2.24
2012	Chelsea Jones	2.45

CAREER RECORDS

GAMES PLAYED

1. 238	Jenny Bain	2009-12
2. 236	Laura Roberts	2007-10
3. 235	Megan Van Arsdale	2007-10
4. 233	Megan Williams	2007-10
5. 214	Savannah Roberts	2006-09
6. 213	Fallon Lowery	2006-07
7. 210	Greer Long	2006-09
8. 209	Nicole Davis	2002-05
9. 206	Angela Baize	2001-04
10. 197	Laurie Lindow	2007-11

BATTING AVERAGE

1. .387	Bridgette Baker	1994-97
2. .345	Ashley Benbow	2007-08
3. .341	Jessica Crosser	1996-98
4. .336	Kalah Mathis	2010
5. .335	Justine Pineda	2006
6. .333	Kayla Wade	2011-P
7. .330	Leah Taylor	2011-P
8. .327	Megan Williams	2007-10
9. .313	Jenny Bain	2009-12
10.312	Kate Vanderham	2010-11

AT BATS

1. 849	Brandy Whalen	2003-06
2. 787	Jennifer Young	2003-06
3. 763	Nicole Davis	2002-05
4. 758	Jenny Bain	2009-12
5. 721	Megan Williams	2007-10
6. 707	Laura Roberts	2007-10
7. 659	Megan Van Arsdale	2007-10
8. 620	Savannah Roberts	2006-09
9. 608	Kristin Runyan	2003-05
10. 568	Fallon Lowery	2004-07

RUNS SCORED

1. 142	Jenny Bain	2009-12
2. 126	Laura Roberts	2007-10
3. 123	Megan Williams	2007-10
4. 112	Leah Taylor	2011-P
5. 110	Brandy Whalen	2003-06
6. 103	Megan Van Arsdale	2007-10
7. 102	Jennifer Young	2003-06
8. 93	Kristin Runyan	2003-05
9. 92	Chelsea Cary	2008-11
10. 75	Bridgette Baker	1994-97

HITS

1. 237	Jenny Bain	2009-12
2. 236	Megan Williams	2007-10
3. 214	Laura Roberts	2007-10
4. 193	Jennifer Young	2003-06
5. 191	Savannah Roberts	2006-09
6. 189	Brandy Whalen	2003-06
7. 181	Megan Van Arsdale	2007-10
8. 173	Paige Cook	1994-97
9. 171	Nicole Davis	2002-05
10. 148	Chelsea Cary	2008-11

SINGLES

1. 175	Paige Cook	1994-97
2. 168	Bridgette Baker	1994-97
3. 162	Megan Williams	2007-10
162	Brandy Whalen	2003-06
5. 143	Jenny Bain	2009-12
6. 142	April Leatherwood	1997-00
7. 140	Laura Roberts	2007-10
8. 139	Savannah Roberts	2006-09
9. 131	Chelsea Cary	2008-11
10. 122	Megan Van Arsdale	2007-10
122	Amy Harclerode	1999-02

DOUBLES

1. 54	Jenny Bain	2009-12
2. 51	Jennifer Young	2003-05
3. 40	Laura Roberts	2007-10
4. 38	Megan Van Arsdale	2007-10
38	Megan Williams	2007-10
6. 36	Nicole Davis	2002-05
7. 33	Bridgette Baker	1994-97
8. 32	Kristin Runyan	2003-05
9. 31	Sarah Daws	2001-04
31	Laurie Lindow	2007-11

TRIPLES

1. 17	Leah Taylor	2011-P
1. 11	Megan Williams	2007-10
2. 10	Jennifer Young	2003-06
10	Ashley Benbow	2007-08
4. 8	Jessica Crosser	1996-98
8	Ashley Benbow	2007
6. 7	Bridgette Baker	1994-97
7. 5	Kayla Wade	2011-P
5	Laura Roberts	2007-10
5	Kim Jones	1993-96
5	Angela Baize	2001-04
5	Kristin Runyan	2003-05
5	Fallon Lowery	2004-07

HOME RUNS

1. 40	Jenny Bain	2009-12
2. 29	Laura Roberts	2007-10
3. 25	Megan Williams	2007-10
5. 24	Megan Van Arsdale	2007-10
6. 21	Nicole Davis	2002-05
21	Kristin Runyan	2003-05
8. 18	Savannah Roberts	2006-09
9. 17	Cindy Sturgill	1993-96
10. 16	Jane' Heath	1995-96
16	Emily Webb	2003-06

RUNS BATTED IN

1. 170	Jenny Bain	2009-12
2. 132	Laura Roberts	2007-10
3. 117	Megan Williams	2007-10
4. 110	Savannah Roberts	2006-09
5. 105	Laurie Lindow	2007-11
6. 104	Nicole Davis	2002-05
7. 102	Megan Van Arsdale	2007-10
8. 85	Kristin Runyan	2003-05
9. 80	Emily Webb	2002-06
10. 71	April Leatherwood	1997-00

TOTAL BASES

1. 411	Jenny Bain	2009-12
2. 371	Megan Williams	2007-10
3. 351	Laura Roberts	2007-10
4. 291	Megan Van Arsdale	2007-10
5. 287	Jennifer Young	2003-06
6. 278	Nicole Davis	2002-05
7. 276	Savannah Roberts	2006-09
8. 239	Kristin Runyan	2003-05
9. 228	Brandy Whalen	2003-06
10. 220	Leah Taylor	2011-P

SLUGGING PERCENTAGE

1. .630	Jane' Heath	1995-96
2. .564	Amanda Brandenburg	2011-P
3. .548	Jenny Bain	2009-P
4. .577	Jordan Garrett	2009-P
5. .515	Megan Williams	2007-10
6. .511	Ashley Benbow	2007-08
7. .502	Kate Vanderham	2010-11
8. .496	Laura Roberts	2007-10
8. .496	Jordan Garrett	2010-11
9. .486	Jessica Crosser	1996-98
10. .472	Nicole Davis	2002-05

BASE ON BALLS

1. 71	Jenny Bain	2009-12
2. 61	Laura Roberts	2007-10
3. 58	Chelsea Cary	2008-11
4. 56	Megan Van Arsdale	2007-10
5. 55	Jennifer Young	2002-06
6. 50	Megan Williams	2007-10
50	Kristin Runyan	2003-05
8. 48	Nicole Davis	2002-05
9. 46	Sarah Daws	2001-04
46	Laurie Lindow	2007-11
46	Kate Vanderham	2010-11

HIT BY PITCH

1. 26	Nicole Davis	2002-05
2. 15	Megan Van Arsdale	2007-10
3. 14	Laura Roberts	2007-10
14	Sarah Daws	2001-04
5. 12	Leah Taylor	2011-P
6. 11	Jenny Bain	2009-12
11	Angela Baize	2001-04
8. 9	Savannah Roberts	2006-09
9	Laurie Lindow	2007-11
10.8	Brandy Whalen	2003-06
8	Chelsea Cary	2008-11

STRIKEOUTS

1. 164	Kim Jones	1993-96
2. 122	Emily Webb	2003-06
3. 118	Angela Baize	2001-04
4. 114	Nicole Davis	2002-05
5. 101	Brandy Whalen	2003-06
6. 92	Amy Harclerode	1999-02
7. 89	Greer Long	2006-09
89	Stacey Weaver	2006-07
9. 88	Megan Williams	2007-10
10. 85	Kristy Jones	1993-96

SACRIFICE HITS

1. 42	Greer Long	2006-09
2. 40	Chelsea Cary	2008-11
3. 25	Alicia Haley	1997-00
4. 23	Angela Baize	2001-04
5. 22	Jennifer Robison	1997-01
22	Brandy Whalen	2003-06
22	Fallon Lowery	2004-07
8. 19	Paige Cook	1994-97
9. 18	Kristin Hogan	2002-05
10. 17	Megan Williams	2007-10
17	Stacy Williams	1996-99
17	Sarah Daws	2001-04

STOLEN BASES

1. 82	Brandy Whalen	2003-06
2. 71	Leah Taylor	2011-P
2. 66	Jennifer Young	2003-06
3. 46	Chelsea Cary	2008-11
4. 32	Megan Williams	2007-10
5. 31	Angela Baize	2001-04
6. 29	Fallon Lowery	2004-07
7. 27	Ashley Benbow	2006-07
8. 26	Kristin Runyan	2003-05
26	Brittany Nash	2006-07

EXTRA BASE HITS

1. 94	Jenny Bain	2009-12
2. 74	Laura Roberts	2007-10
3. 64	Megan Williams	2007-10
4. 62	Megan Van Arsdale	2007-10
62	Jennifer Young	2003-06
6. 48	Savannah Roberts	2006-09
7. 44	Leah Taylor	2011-P
44	Sarah Daws	2001-04
9. 43	Laurie Lindow	2007-11
10. 41	Nicole Davis	2002-05

PITCHING RECORDS

VICTORIES

1. 56	Chelsea Jones	2009-12
2. 51	Paij Lintz	2007-10
3. 45	Nicole Davis	2002-05
4. 41	Kara Harper	2006-09
5. 39	Tiffany Craig	1992-95
6. 37	Paige Cook	1994-97
7. 33	Jessica Crosser	1996-98
8. 30	Ashton Strode	2006-08
9. 28	Kendra Kosco	2002-03
10. 23	Ashley Myatt	2006-07

HIT BATTER

1. 56	Chelsea Jones	2009-12
2. 37	Paij Lintz	2007-10
3. 36	Kara Harper	2006-09
4. 18	Kate Vanderham	2010-11
5. 17	Ashton Strode	2006-07
6. 16	Kendra Kosco	2002-03
7. 15	Melissa Rudy	1999-00
8. 14	Tiff any Craig	1992-95
9. 13	Nicole Davis	2002-05
13	Allison Buckley	2002-05

WIN/LOSS PERCENTAGE

1. .680	Paij Lintz	2007-10
2. .655	Kate Vanderham	2010-11
3. .643	Chelsea Jones	2009-12
4. .619	Amanda Brandenburg	2011-12
5. .596	Kendra Kosco	2002-03
6. .586	Kara Harper	2006-09
7. .535	Ashley Myatt	2006-07
8. .520	Tiffany Craig	1992-95
9. .519	Nicole Davis	2002-05
10. .509	Ashton Strode	2006-08

EARNED RUN AVERAGE

1. 1.77	Kendra Kosco	2002-03
2. 2.01	Paij Lintz	2007-10
3. 2.20	Nicole Davis	2002-05
4. 2.22	Allison Buckley	2002-05
5. 2.24	Tracy Fryer	2000-01
6. 2.33	Jessica Crosser	1996-98
7. 2.35	Kara Harper	2006-09
8. 2.37	Tiffany Craig	1992-95
9. 2.46	Chelsea Jones	2009-12
9. 2.54	Paige Cook	1994-97

APPEARANCES

1. 126	Paige Cook	1994-97
2. 121	Paij Lintz	2007-10
3. 119	Chelsea Jones	2009-P
4. 108	Kara Harper	2006-09
5. 84	Jessica Crosser	1996-98
6. 79	Tiffany Craig	1992-95
7. 73	Ashton Strode	2006-08
8. 62	Ashley Myatt	2006-07
9. 61	Nicole Davis	2002-05
10. 56	Tracy Fryer	2000-01

GAMES STARTED

1. 91	Chelsea Jones	2009-12
2. 76	Paige Cook	1994-97
3. 75	Paij Lintz	2007-10
4. 73	Tiffany Craig	1993-95
5. 72	Kara Harper	2006-09
6. 55	Ashton Strode	2006-08
7. 50	Kendra Kosco	2002-03
8. 47	Jessica Crosser	1996-98
9. 46	Ashley Myatt	2006-07
10. 43	Tracy Fryer	2000-01

MOST WALKS ALLOWED

1. 172	Melissa Rudy	1999-00
2. 153	Kara Harper	2006-09
3. 152	Paij Lintz	2007-10
4. 129	Tiffany Craig	1992-95
5. 124	Chelsea Jones	2009-12
5. 119	Nicole Davis	2002-05
6. 106	Jennifer Robison	1997-01
7. 105	Jessica Crosser	1996-98
8. 99	Ashton Strode	2006-08
9. 82	Tracy Fryer	2000-01
10. 78	Molly McKinney	2000-01

COMPLETE GAMES

1. 68	Tiffany Craig	1992-95
2. 64	Paige Cook	1994-97
3. 60	Chelsea Jones	2009-12
4. 47	Paij Lintz	2007-10
5. 46	Kara Harper	2006-09
6. 39	Jessica Crosser	1996-98
39	Kendra Kosco	2002-03
8. 30	Tracy Fryer	2000-01
30	Nikki Stoddard	1992-93
10. 28	Nicole Davis	2002-05

INNINGS PITCHED

1. 555.1	Chelsea Jones	2009-12
2. 512.2	Kara Harper	2006-09
3. 512.1	Paige Cook	1994-97
4. 511.3	Paij Lintz	2007-10
5. 509.2	Nicole Davis	2002-05
6. 487.1	Tiffany Craig	1992-95
7. 395.3	Jessica Crosser	1996-98
8. 348.0	Ashton Strode	2006-08
9. 320.3	Kendra Kosco	2002-03
10. 280.2	Ashley Myatt	2006-07

SAVES

1. 8	Paij Lintz	2007-10
2. 5	Chelsea Jones	2009-12
3. 4	Jessica Crosser	1996-98
4	Ashley Myatt	2006-

STARTING
LINEUPSKYHAWK
ROSTERCOACHING
STAFFSEASON
PREVIEW

2012 REVIEW

RECORD BOOK

THIS IS
UT MARTIN**GAMES PLAYED**

1. 63	Megan Van Arsdale	2007
2. 62	Laura Roberts	2007
62	Justine Pineda	2006
62	Brandy Whalen	2006
62	Ashley Benbow	2006
62	Laura Roberts	2009
62	Megan Williams	2009
62	Megan Van Arsdale	2009
9. 61	Leah Taylor	2012
61	Kayla Wade	2012
61	Jenny Bain	2012

BATTING AVERAGE

1. .429	Lori Deverell	1992
2. .409	Jackie Davidson	1992
3. .398	Jennifer Youn	2004
4. .394	Jessica Crosser	1998
5. .386	Becky Young	1992
6. .385	Leah Taylor	2012
7. .378	Megan Mizell	2005
8. .375	Megan Williams	2010
9. .372	Janee' Heath	1995
10. .354	Angela Baize	2003

AT BATS

1. 200	Leah Taylor	2012
2. 199	Jenny Bain	2009
3. 198	Megan Williams	2009
4. 196	Jenny Bain	2012
6. 196	Brittany Nash	2007
6. 195	Laura Roberts	2007
7. 194	Brandy Whalen	2006
8. 192	Megan Williams	2010
9. 191	Megan Williams	2009
10. 190	Ashley Benbow	2007

RUNS SCORED

1. 67	Jessica Crosser	2002
2. 61	Leah Taylor	2012
3. 51	Leah Taylor	2011
4. 48	Kayla Wade	2012
5. 43	Jordan Garrett	2010
6. 42	Jenny Bain	2009
7. 41	Jenny Bain	2010
8. 40	Jennifer Young	2004
9. 39	Kristin Runyan	2004
39	Megan Williams	2010

HITS

1. 77	Leah Taylor	2012
2. 72	Megan Williams	2010
72	Jennifer Young	2004
4. 68	Megan Williams	2009
5. 67	Ashley Benbow	2007
6. 65	Kayla Wade	2012
7. 64	Jenny Bain	2009
8. 63	Brittany Nash	2007
9. 61	Jenny Bain	2010
61	Laura Roberts	2007

DOUBLES

1. 15	Jenny Bain	2012
15	Jennifer Young	2005
3. 14	Amanda Brandenburg	2011
14	Jenny Bain	2011
14	Jennifer Young	2004
14	Ashley Benbow	2007
7. 13	Megan Van Arsdale	2007
13	Megan Williams	2009
13	Jenny Bain	2009

TRIPLES

1. 10	Leah Taylor	2012
2. 8	Ashley Benbow	2007
3. 7	Leah Taylor	2011
4. 6	Jennifer Young	2004
5. 5	Kayla Wade	2012
6. 4	Megan Williams	2007
4	Megan Williams	2009
8. 2	Brandy Whalen	2006
2	Fallon Lowery	2007

2	Jennifer Young	2005
2	Christa Webb	2006
2	Brandy Whalen	2005
2	Beth Buttrey	2004
2	Fallon Lowery	2006

HOME RUNS

1. 14	Jenny Bain	2009
2. 13	Megan Williams	2010
3. 12	Cindy Sturgill	1996
4. 11	Jenny Bain	2010
5. 10	Megan Van Arsdale	2009
10	Leah Taylor	2011
10	Nicole Davis	2005
10	Kristin Runyan	2005
10	Janee' Heath	1995
10. 9	Laura Roberts	2010
9	Laura Roberts	2009
9	Jordan Garrett	2010

RUNS BATTED IN

1. 54	Jenny Bain	2012
2. 45	Jenny Bain	2010
3. 42	Laura Roberts	2009
4. 41	Justine Pineda	2006
4. 39	Laurie Lindow	2010
5. 38	Laura Roberts	2010
6. 37	Jenny Bain	2011
37	Megan Williams	2010
8. 36	Megan Williams	2009
36	Savannah Roberts	2007

TOTAL BASES

1. 126	Leah Taylor	2012
2. 124	Megan Williams	2010
3. 119	Jenny Bain	2009
119	Jennifer Young	2004
5. 106	Jenny Bain	2010
103	Ashley Benbow	2007
7. 101	Laura Roberts	2007
8. 98	Jenny Bain	2012
9. 94	Leah Taylor	2011
10. 93	Amanda Brandenburg	2011

SLUGGING PERCENTAGE

1. .711	Janee' Heath	1995
2. .684	Becca Williams	2010
3. .657	Jennifer Young	2004
4. .646	Megan Williams	2010
.646	Cindy Sturgill	1996
7. .630	Leah Taylor	2012
8. .606	Becky Young	1992
9. .598	Jenny Bain	2009
10. .579	Lori Deverell	1992

BASE ON BALLS

1. 35	Lauren Smith	2012
35	Kate Vanderham	2010
3. 25	Jenny Bain	2009
4. 24	Laura Roberts	2010
5. 23	Jordan Garrett	2011
6. 23	Leah Taylor	2012
23	Megan Van Arsdale	2009
23	Ashley Benbow	2008
9. 22	Chelsea Cary	2011
10. 20	Laura Roberts	2009
20	Mechelle Naylor	1992

HIT BY PITCH

1. 14	Nicole Davis	2002
2. 8	Kayla Wade	2012
3. 7	Sarah Daws	2004
7	Leah Taylor	2011
5. 6	Becca Williams	2012
6	Justine Pineda	2006
6	Megan Van Arsdale	2007
8. 5	Chelsea Cary	2011
5	Savannah Roberts	2009
5	Laura Roberts	2007
5	Courtney Wilson	2001
5	Cindy Sturgill	1995

STRIKEOUTS

1. 50	Angela Baize	2004
2. 48	Stacey Weaver	2007
3. 47	Kim Jones	1994
4. 41	Justine Pineda	2006
41	Stacey Weaver	2006
6. 40	Christa Webb	2006
40	Emily Webb	2006
8. 39	Emily Webb	2004
39	Leah Taylor	2011
10. 38	Megan Latimer	2009

SACRIFICE HITS

1. 17	Chelsea Cary	2010
2. 15	Greer Long	2009
3. 13	Greer Long	2008
4. 12	Chelsea Cary	2009
12	Alicia Haley	1998
12	Andrea Mrozinski	2002
7. 10	Brandy Whalen	2004
10	Alicia Haley	2000
10	Jennifer Robison	1998
10. 9	Brittany Nash	2006
9	Chelsea Cary	2011

STOLEN BASES

1. 37	Leah Taylor	2012
2. 34	Leah Taylor	2011
3. 28	Jennifer Young	2004
4. 25	Brandy Whalen	2005
5. 24	Brandy Whalen	2004
6. 22	Justine Pineda	2006
7. 21	Brandy Whalen	2006
8. 19	Jennifer Young	2005
9. 17	Brittany Nash	2007
10. 15	Kayla Wade	2012
15	Megan Williams	2009
15	Kalah Mathis	2010
15	Jordan Garrett	2010

PITCHING RECORDS**VICTORIES**

1. 28	Chelsea Jones	2012
2. 20	Kara Harper	2009
3. 17	Nicole Davis	2004
17	Nicole Davis	2005
5. 16	Chelsea Jones	2011
16	Kendra Kosco	2002
7. 15	Jessica Crosser	1997
8. 14	Ashley Myatt	2006
9. 13	Tiffany Craig	1992
13	Amanda Brandenburg	2011

STRIKEOUTS

1. 199	Chelsea Jones	2012
2. 192	Kendra Kosco	2002
3. 180	Chelsea Jones	2011
4. 174	Paij Lintz	2010
5. 153	Nicole Davis	2005
6. 119	Ashton Strode	2006
7. 116	Nicole Davis	2004
8. 112	Kendra Kosco	2003
9. 111	Ashley Myatt	2006
10. 105	Megan Mizell	2005

EARNED RUN AVERAGE

1. 1.35	Paij Lintz	2007
2. 1.46	Jennifer Robinson	2000
3. 1.50	Nicole Davis	2005
4. 1.57	Jessica Crosser	1997
5. 1.60	Nicole Davis	2003
6. 1.63	Tiffany Craig	1992
7. 1.65	Kate Vanderham	2010
1.65	Tracy Fryer	2000
1.65	Allison Buckley	2004
10. 1.74	Kendra Kosco	2003

COMPLETE GAMES

1. 33	Chelsea Jones	2012
2. 24	Melissa Rudy	1999
24	Kara Harper	2009
4. 21	Kendra Kosco	2002
5. 20	Paige Cook	1994
20	Tiffany Craig	1994
20	Tracy Fryer	2001
20	Kendra Kosco	2003
9. 19	Paij Lintz	2010
19	Paige Cook	1995

APPEARANCES

1. 47	Chelsea Jones	2012
2. 40	Chelsea Jones	2011
3. 38	Paij Lintz	2010
38	Melissa Rudy	1999
5. 34	Tracy Fryer	2001
6. 33	Molly McKinney	2001
7. 32	Ashley Myatt	2006
8. 31	Kara Harper	2009
31	Jessica Crosser	1997
9. 30	Ashley Myatt	2007
30	Paij Lintz	2007

INNINGS PITCHED

1. 262.1	Chelsea Jones	2012
2. 201.0	Kara Harper	2009
3. 178.1	Melissa Rudy	1999
4. 176.1	Kendra Kosco	2002
5. 166.1	Molly McKinney	2001
6. 172.1	Paij Lintz	2010
7. 163.2	Ashley Myatt	2006
8. 161.2	Tracy Fryer	2001
9. 160.1	Jessica Crosser	1997
10. 158.2	Nicole Davis	2004

SAVES

1. 3	Chelsea Jones	2012
2. 2	Chelsea Jones	2011
2	Paij Lintz	2010
2	Paij Lintz	2009
2	Ashley Myatt	2006
2	Ashley Myatt	2007
2	Paij Lintz	2008
2	Holly Templeton	2006
10. 1	Kara Harper	2006
1	Ashton Strode	2008
1	Megan Mizell	2004
1	Allison Buckley	2005
1	Megan Mizell	2005

GAMES STARTED

1. 39	Chelsea Jones	2012
2. 30	Chelsea Jones	2011
30	Melissa Rudy	1999
4. 29	Paij Lintz	2010
29	Kara Harper	2009
6. 26	Tracy Fryer	2001
26	Kendra Kosco	2002
8. 25	Ashley Myatt	2006
25	Molly McKinney	2001
10. 22	Jessica Crosser	1997

MOST WALKS ALLOWED

1. 154	Melissa Rudy	1999
2. 57	Paij Lintz	2010
3. 56	Chelsea Jones	2012
4. 55	Jennifer Robinson	1998
5. 52	Kara Harper	2009
52	Molly McKinney	2001
7. 51	Tracey Fryer	2001
8. 49	Nicole Davis	2005
9. 48	Kara Harper	2008
10. 46	Nicole Davis	2004

HIT BATTER

1. 29	Chelsea Jones	2012
2. 20	Chelsea Jones	2011
3. 15	Melissa Rudy	1999
4. 13	Kara Harper	2009
13	Paij Lintz	2009
6. 12	Kara Harper	2008
12	Kate Vanderham	2011
8. 10	Paij Lintz	2010
9. 9	Casey Vincent	2012
10. 8	Nicole Davis	2004
8	Paij Lintz	2007

NO HITTERS

1. 2	Cindy Bringle	1991
2. 1	Kate Vanderham	2010
1	Tiffany Craig	1995
1	Megan Mizell	2005
1	Ashton Strode	2007

PERFECT GAMES

1	Megan Mizell	2005
1	Ashton Strode	2007

TEAM RECORDS

GAMES

1	63	2007
2	62	2009
3	62	2006
4	61	2012
5	61	2004

BATTING AVERAGE

1	314	1992
2	311	2010
3	277	2009
4	275	2004
5	271	2007

AT BATS

1	1720	2007
2	1633	2004
3	1609	2012
4	1608	2009
5	1582	2006

RUNS

1	322	2010
2	281	2009
3	273	2012
4	266	2004
5	263	2011

HITS

1	466	2007
2	464	2010
3	449	2004
4	409	2011
5	409	2008
6	345	2009

SINGLES

1	399	2006
2	384	2005
3	349	2007
4	324	2004
5	353	2008

RUNS PER GAME

1	6.17	2002
2	5.55	2010
3	4.53	2009
4	4.53	2011
5	4.47	2004

HITS PER GAME

1	8.28	1992
2	7.92	2010
3	7.36	2004
4	7.18	2009
5	7.08	2012

EXTRA BASE HITS

1	161	2010
2	142	2009
3	125	2012
4	121	2005
5	120	2004

DOUBLES

1	83	2010
2	79	2009
3	71	2012
4	70	2006
5	68	2004

TRIPLES

1	17	2007
2	16	2012
3	16	1992
4	13	1994
5	13	2005

HOME RUNS

1	71	2010
2	55	2009
3	44	2005
4	42	2004
5	42	2011

RUNS BATTED IN

1	291	2010
2	255	2009
3	241	2004
4	239	2012
5	232	2011

TOTAL BASES

1	774	2010
2	705	2009
3	664	2007
4	663	2004
5	649	2012

SLUGGING PCT

1	.518	2010
2	.438	2009
3	.428	2005
4	.408	1992
5	.406	2004

WALKS

1	177	2012
2	172	2010
3	160	2009
4	148	2011
5	131	2004

HIT BY PITCH

1	34	2002
2	28	2012
3	27	2009
4	24	2004
5	23	2010

STRIKEOUTS

1	324	2006
2	302	2007
3	259	2005
4	255	2002
5	251	2001

SACRIFICES

1	58	2004
2	55	2009
3	54	2002
4	52	1998
5	52	2011

STOLEN BASE

1	95	2011
2	91	2005
3	90	2006
4	86	2012
5	86	2004

PUT OUTS

1	1290	2007
2	1277	2009
3	1263	2004
4	1255	2006
5	1231	2012

ASSISTS

1	613	2009
2	593	2004
3	494	2005
4	492	1997
5	478	2007

ERRORS

1	110	1999
2	107	2004
3	106	1998
4	103	2001
5	90	1996

FIELDING PCT

1	.972	2009
2	.970	2008
3	.965	2010
4	.964	2003
5	.962	2011

Team Pitching Records

WINS

1	47	2010
2	40	2004
3	39	2012
4	38	2009
5	35	2006

LOSSES

1	45	2001
2	42	1999
3	33	2002
4	28	2003
5	27	2008

ERA

1	1.96	1993
2	2.10	2005
3	2.11	1992
4	2.13	2009
5	2.18	2010

COMPLETE GAMES

1	44	2009
2	41	2002
3	40	2012
4	40	1994
5	39	1995

SHUTOUTS

1	14	2010
2	14	2005
3	12	2004
4	12	2007
5	11	2002
6	11	2006

SAVES

1	5	2006
2	5	2007
3	3	2012
4	3	2010
5	3	1998
6	3	2004
7	3	2005
8	3	2008

INNINGS PITCHED

1	430.0	2007
2	425.2	2009
3	421.0	2004
4	418.1	2006
5	400.1	2002

HITS ALLOWED

1	449	1999
2	448	2007
3	423	2001
4	415	2004
5	410	2012

RUNS ALLOWED

1	309	1999
2	251	2001
3	219	2012
4	215	2007
5	211	2011

WALKS

1	214	1999
2	148	2011
3	139	1998
4	135	2006
5	126	2012
6	126	2008

EARNED RUNS

1	275	1999
2	215	2007
3	219	2012
4	168	2007
5	166	2008

STRIKEOUTS

1	340	2011
2	332	2005
3	325	2010
4	323	2002
5	321	2007

DOUBLES ALLOWED

1	88	1999
2	76	2007
3	70	2001
4	65	2009
5	63	2004

TRIPLES ALLOWED

1	25	1999
2	15	1995
3	12	1998
4	10	2000
5	9	2001

HOME RUNS ALLOWED

1	42	2012
2	40	2006
3	37	2007
4	32	2008
5	30	2011

OPP. AVERAGE

1	220	2005
2	222	1994
3	233	2006
4	236	1993
5	237	1998

WILD PITCHES

1	95	1999
2	32	1998
3	26	1997
4	26	2011
5	25	2000

HIT BATTERS

1	44	2011
2	42	2012
3	30	2009
4	27	2007
5	21	2001

INDIVIDUAL SINGLE-GAME RECORDS

At-Bats

6	Beth Buttrey at Saint Louis, 4/6/04
6	Nicole Davis at Saint Louis, 4/6/04
6	Kristin Hogan at Saint Louis, 4/6/04
6	Brittany Nash vs. Tennessee Tech, 3/24/07
6	Chelsea Cary vs. Eastern Illinois, 3/29/08

Runs

4	Linsey Moffit vs. Pennsylvania, 3/15/02
---	---

RBI

6	Ashley Benbow at Austin Peay, 3/25/08
6	Justine Pineda vs. Jackson State, 2/11/06
6	Emily Webb vs. Fairfield, 3/18/04

Walks

3	Chelsea Cary vs. Southeastern La., 2/12/11
3	Amanda Brandenburg vs. Dartmouth, 3/5/11
3	Leah Taylor vs. Tennessee State, 3/19/11
3	Megan Van Arsdale vs. Murray State, 4/14/10
3	Jenny Bain vs. Southeast Missouri, 5/1/10
3	Jenny Bain vs. Southeast Missouri, 4/11/09
3	Fallon Lowery vs. Colgate, 2/23/07
3	Emily Webb vs. Jacksonville State, 5/12/05
3	Jennifer Young vs. Marshall, 2/27/04

Hits

4	Leah Taylor vs. Northern Colorado, 2/10/12
4	Savannah Roberts at Southeast Missouri, 4/26/08
4	Megan Williams vs. Saint Louis, 2/16/08
4	Brittany Nash vs. Dakota Wesleyan, 3/9/07
4	Angela Baize vs. Austin Peay, 5/8/04
4	Kristin Runyan vs. Fairfield, 3/18/04
4	Jennifer Young vs. Southeast Missouri, 5/13/04

Total Bases

10	Jenny Bain vs. Bowling Green, 3/5/10
10	Angela Baize vs. Austin Peay, 5/8/04

Home Runs

2	Jenny Bain vs. Eastern Kentucky, 4/6/12
2	Leah Taylor vs. Tennessee State, 3/19/11
2	Savannah Roberts vs. Southeast Missouri, 5/9/09
2	Greer Long vs. No. 24 Southern Illinois, 4/11/09
2	Savannah Roberts vs. Loyola Chicago, 2/26/06
2	Nicole Davis at Western Kentucky, 3/6/05
2	Kristin Runyan vs. Mississippi Valley State, 4/14/05
2	Kristin Runyan vs. Mid-Continent, 5/4/04
2	Angela Baize vs. Austin Peay, 5/8/04

Triples

2	Ashley Benbow vs. Tennessee State, 5/5/07
---	---

Doubles

3	Jenny Bain vs. Valparaiso, 2/25/12
3	Savannah Roberts vs. Mid-Continent, 4/29/08
3	Bridgette Baker vs. SIU Edwardsville, 3/14/94

Stolen Bases

4	Leah Taylor vs. Tennessee State, 3/19/11
4	Brandy Whalen at Tennessee State, 3/25/05

Assists

10	Megan Van Arsdale at Morehead State, 3/15/08
----	--

Putouts

17	Jennifer Deverell vs. Austin Peay 4/7/93
----	--

Earned Runs Allowed

18	Melissa Rudy vs. Eastern Illinois, 4/24/99
----	--

Innings Pitched

12	Kendra Kosco vs. Tennessee Tech 4/18/03
----	---

Strikeouts (Pitching)

15	Chelsea Jones vs. Northern Iowa, 2/25/11
----	--

Walks Allowed

STARTING LINEUP

SKYHAWK ROSTER

COACHING STAFF

SEASON PREVIEW

2012 REVIEW

RECORD BOOK

THIS IS UT MARTIN

• A •

Alfaro, Alexa (Util.).....	Bolingbrook, Ill.	2011
Aleshire, Kay (OF).....	Clinton, Ky.	1985
Aycock, LaDon (OF).....	Athens, Ala.....	1990

• B •

Bain, Jenny (SS)	Hendersonville, Tenn.	2009-12
Baker, Bridgette (OF)	Camden, Tenn.	1994-97
Baker, Laurie (C/SS).....	Dyersburg, Tenn.	1987
Baize, Angela (SS/2B/OF) ..	Drummonds, Tenn.	2001-04
Barnard, Patty (2B/C/OF)	Troy, Tenn.	1987
Baumann, Heidi (OF)	Clarksville, Tenn.	1991
Bell, Karen (IF/SS)	Waverly, Tenn.	1985
Benbow, Ashley (OF)	Memphis, Tenn.	2007-08
Bendle, Brianne (P)	Amsterdam, Ohio	1999
Berry, Cherity (C/3B)	Coulterville, Ill.	1996-97
Biggerstaff, Lydia (1B, 3B) Nashville, Tenn.	2011-A	
Black, Amber (SS/2B)	Loudon, Tenn.	2002
Brandenburg, Amanda	Camden, Tenn.	2011-12
Bringle, Cindy (P/IF/1B)	Covington, Tenn.	1988, 90-91
Britt, Jessie (SS)	Indianapolis, Ind.	2013
Brown, Kristin (C/IF)	Livingston, Tenn.	1987
Brown, Maghan (OF)	Waverly, Tenn.	2005-06
Buckley, Allison (P)	Wildwood, Mo.	2002-05
Burkett, Brittany (OF)	Eads, Tenn.	2007
Buttrey, Beth (C/UT)	Martin, Tenn.	2001-04
Byrd, Ashley (OF)	Martin, Tenn.	2007-10

• C •

Carroll, Penny (3B/OF)	Hohenwald, Tenn.	1999-00
Cary, Chelsea (IF)	Erin, Tenn.	2008-11
Carter, Lori (OF)	Martin, Tenn.	1985
Chambers, Mahlon (3B)	Adamsville, Tenn.	1995
Chandler, Shana (C/OF)	Tilden, Ill.	1997
Chesney, Megan (3B)	Murfreesboro, Tenn.	2011-12
Chessor, Jennifer (OF)	Centerville, Tenn.	1998-99
Clark, Sabrina (2B/OF)	Dyer, Tenn.	2000
Cook, Paige (P/SS/1B) ...	Covington, Tenn.	1994-97
Cox, Michelle (3B/OF)	Atoka, Tenn.	1993
Craig, Tiffany (P)	Mascoutah, Ill.	1992-95
Crosser, Jessica (P/1B)	Waverly, Tenn.	1996-98
Cunningham, Patti (OF/1B) ..	Nashville, Tenn.	1986

• D •

Dacus, Leah (P/1B)	New Johnsonville,	Tenn. 1998
Daniels, Sharon (C/OF)	Memphis, Tenn.	1988, 90-91
Darby, Magen (SS/1B)	Paris, Tenn.	2000
Davidson, Jackie (SS/3B)	Covington, Tenn.	1990-92
Davis, Nicole (P/1B)	Alpine, Calif.	2002-05
Daws, Sarah (C)	Brentwood, Tenn.	2001-04
Dawson, Nancy (P/IF/OF)	Dickson, Tenn.	1992
Dempsey, Megan (3B)	Columbia, Tenn.	2003
Deverell, Lori (OF/1B/CF)	Covington, Tenn.	1990-93
Dixon, Kelsey (OF)	O'Fallon, Mo.	2012-A
Doctor, Jennifer (IF)	Memphis, Tenn.	1990
Dodson, Kelle (1B/IF)	New Johnsonville, Tenn.	1986-87
Driskell, Erin (OF/P)	Chatham, Ill.	2009-10
Duffett, Laura (3B/OF) ..	Memphis, Tenn.	1991
Duke, Erica	Manchester, Tenn.	2009-12

• E •

Elam, Cindy (P/SS/IF/OF)	Munford, Tenn.	1986-88
Elliott, Beth (OF)	Dover, Tenn.	1999-02
Elliott, Petey (OF/SS)	Memphis, Tenn.	1985
Ellis, Jennifer (SS)	Springfield, Tenn.	1993

• F •

Fiegl, Lindsey (Utility) Cherstfield, Mo.	2012-A	
Forgy, Jill (OF/2B)	Martin, Tenn.	1985
Fortner, Caroline (3B)	McKenzie, Tenn.	1998
Foster, Niki (1B/OF)....	Hendersonville, Tenn.	1998-99
Frey, Linda (P).....	Mt. Juliet, Tenn.	1992
Fryer, Tracy (P)	Steeleville, Ind.	2000-01

• G •

Garrett, Jordan (Utl)	Clovis, N.M.	2010-11
Glass, Nikki (C/3B)	Covington, Tenn.	1993-94
Glenn, Autumn (P)	Covington, Tenn.	2013
Goodwin, Leigh Ann (1B)	Franklin, Tenn.	1993
Gourdier, Jessica (1B)	Mackinaw, Ill.	2009-10
Graham, Stacey (1B)	Memphis, Tenn.	1988
Gray, Megan	Lafayette, Ind.	2011
Greentwood, Leecie (P)	Lebanon, Tenn.	2010

Greer, JoLynn (3B/SS)	Germantown, Tenn.	1990
Gwaltney, Tera (P)	Ripley, Tenn.	2007

• H •

Haley, Alicia (3B/2B/SS)	Friendship, Tenn.	1997-00
Hankins, Carrie (SS/OF)	Covington, Tenn.	1998
Harclerode, Amy (3B/1B)	Tucson, Ariz.	1999-02
Harper, Kara (P)	Long Beach, Calif.	2006-09
Harrell, Morgan (C, Util.) ..	Calvert City, Ky.	2011
Hayes, Jennifer (OF)	Dickson, Tenn.	1992
Heath, Janee' (C/2B/1B) ...	Mayfield, Ky.	1995-96
Henry, Jenny Sue (C/OF)	Dickson, Tenn.	1998-99
Herron, Jennifer (OF)	Nesbit, Miss.	2000-01
Hix, Melanie (SS/2B)	Cedar Hill, Tenn.	1994-95
Hix, Misty (OF)	Cedar Hill, Tenn.	1994-95
Hodge, Ashley (2B/OF)	Murfreesboro, Tenn.	2005
Hogan, Kristin (OF/SS/C)	Paducah, Ky.	2002-05
Holt, Susan (OF/IF)	Clarksville, Tenn.	1986-88
Houston, Amy (OF)	Paris, Tenn.	1991-92
Hutchison, Ginger (2B/3B)....	Clinton, Miss.	1999

• J •

Jones, Chelsea (P)	Tulahoma, Tenn.	2009-12
Jones, Kim (SS/3B)	McKenzie, Tenn.	1993-96
Jones, Kristy (OF)	McKenzie, Tenn.	1993-96
Joy, Jennifer (P/1B/OF)	Covington, Tenn.	1995

• K •

Katchur, Paige (Util.)	Franklin, Tenn.	2009
Kimes, Danielle (SS/1B)	New Madrid, Mo.	1994-95
King, Emily (OF)	Selmer, Tenn.	2002
Kosco, Kendra (P)	Herrin, Ill.	2002-03
Kramer, Alana (Util.)	Jackson, Tenn.	2011

• L •

Lackey, Kristen (OF) ..Savannah, Tenn.	2011-A	
Latimer, Megan (OF/Util.) ..	Humboldt, Tenn.	2008-11
Lavertu, Wendy (OF/IB)	Saskatoon, Canada	1986
Leatherwood, April (C/1B) ..	Germantown, Tenn.	1997-00
Lech, Christi (C)	Paducah, Ky.	1988
Lee, Lori (P/SS)	Sparta, Tenn.	1986
Lewis, Morgan (P, Util.) .. Indianapolis, Ind.	2011-A	
Lindow, Laurie (C)	Crest, Calif.	2007-11
Lintz, Paj (P)	Lewisburg, Tenn.	2007-10
Litton, Melanie (IF/OF)	Lyles, Tenn.	1987-88
Logan, Paula (C/IF/3B/1B) ..	Union City, Tenn.	1985-86
Long, Amanda (OF)	St. Jacob, Ill.	2007
Long, Greer (SS)	Lawrenceville, Ga.	2006-09
Liton, Melanie (IF/OF)	Lyles, Tenn.	1987-88
Logan, Paula (C/IF/3B/1B) ..	Union City, Tenn.	1985-86
Lowery, Fallon (2B)	Ringgold, Ga.	2003-07
Lowery, Kelly (3B/2B)	Camden, Tenn.	1998
Lyon, Barbi (OF)	Pinckneyville, Ill.	2000

• M •

Manna, Lauren (C)	Nashville, Tenn.	2006-07
Malone, Pam (IF)	Munford, Tenn.	1985
Mansolino, Carter (Utl) ..	Dickson, Tenn.	2012
Martin, Kelli (IF/OF)	Memphis, Tenn.	1988
Mathis, Kalah (OF/Utl)	Chapel Hill, Tenn.	2010
McClure, Samantha (Utl) Georgetown, Ind.	2012-A	
McElvain, Jan (OF)	Martin, Tenn.	1985
McGaha, Kathleen (1B/OF) ..	Dayton, Ohio	1990-92
McGriff, Becky (P/IF)	Memphis, Tenn.	1988
McKinney, Molly (P)	Carbondale, Ill.	2000-01
Melton, Amanda (IF)	Dresden, Tenn.	1987
Melton, Cindy (OF)	Huntingdon, Tenn.	1987
Miles, Misty (SS)	Hendersonville, Tenn.	2000-01
Mizell, Megan (P/1B)	Vienna, Ill.	2004-05
Misner, Leslie (2B/3B)	Tempe, Ariz.	2001-02
Moffitt, Lindsey (3B/2B) ...	LeClaire, Ind.	2002-03
Moore, DeAnn (3B/SS)	Greenfield, Tenn.	1987
Moore, Debbie (2B/OF)	Rives, Tenn.	1987
Mrozinski, Andrea (IF) ..	Lewisburg, Tenn.	2002-03
Myatt, Ashley (P)	Dickson, Tenn.	2006-07
Myers, Jordan (P/OF)	Knoxville, Tenn.	2001-02

• N •

Nash, Brittany (OF)	Oblong, Ill.	2006-07
Nidiffer, Stephanie (Util.) ..Joelton, Tenn.	2011-A	
Naylor, Mechelle (2B)	Bells, Tenn.	1990-92

• O •

Osborne, Kathy (C/IF/OF)	Franklin, Tenn.	1985-86
Osburn, Angela (C/IF)	Dickson, Tenn.	1985

• P •

Pace, Riley (C)	Hohenwald, Tenn.	2006-07
Paris, Stephanie (2B/OF)	Brentwood, Tenn.	2002-03
Parkerson, Carole (OF) ...	Nashville, Tenn.	1990
Parkins, Scarlet (P)	Milan, Tenn.	1985
Pastula, Leah (OF)	Germantown, Tenn.	1991-92
Plunkett, Anita (IF)	Dickson, Tenn.	1992
Pollard, Sherri (SS/OF)	Pulaski, Tenn.	1995-98
Pratt, Amanda (OF)	Knoxville, Tenn.	1988

• R •

Ramsey, Meredith (1B)	West. Frankfort, Ill.	2002-03
Reaver, Leslie (OF)	Hendersonville, Tenn.	1986-87
Reiff, Katie (SS/2B) Monticello, Ind.	2012-A	
Roach, Rae Jean (3B/OF)	Franklin, Mo.	1991-92
Roberts, Laura (Utility) ..	Johnson City, Ill.	2007-10
Roberts, Savannah (C) ...	Nashville, Tenn.	2006-09
Robison, Jennifer (P/1B)	Tilden, Ill.	1997-01
Rucker, Kim (UTL/OF)	Alcoa, Tenn.	1996-98
Rudy, Melissa (P)	Mascoutah, Ill.	1999-00
Ruggles, Ashley (OF)	Chesterfield, Mo.	2003-05
Runyan, Kristin (SS/OF) ..	Overland Park, Kan.	2003-05
Rushing, Andrea (P/UTL) ...	Nashville, Tenn.	2000-03

• S •

Scrum, Rachel (1B).....	Maryville, Tenn.	2013
Shaw, Kerry (OF)	Memphis, Tenn.	1988
Shropshire, Tonya (OF/C/CF) ..	Memphis, Tenn.	1988, 90-91
Sizemore, Tammy (IF/P)	Chattanooga, Tenn.	1986-88
Smith, Lauren (C/Utl) ..O'Fallon, Mo.	2012-A	
Smothers, Tonya (OF)	Camden, Tenn.	1997
Spurgeon, Randi (OF)	Atoka, Tenn.	1993-96
Staorum, Vickie (C/IF)	Memphis, Tenn.	1986
Stedman, Rebecca (UTL)	Clarksville, Tenn.	2001
Stoddard, Nikki (P)	Southaven, Miss.	1990-93
Strode, Ashton (P)	Niceville, Fla.	2006-08
Sturgill, Cindy (C/3B)	Carbondale, Ill.	1995-96
Swafford, Kelly (P/OF)	Dunlap, Tenn.	2003-05
Swearingen, Ginny (C) ..	Crossville, Tenn.	2005-06

• T •

Tate, Kenzi (2B/OF)	Opdyke, Ill.	2012-A
Taylor, Laura Mai (2B)	Hickman, Ky.	1985
Taylor, Leah (2B)	Brownsville, Tenn.	2011-A
Templeton, Holly (P)	Chattanooga, Tenn.	2004-06
Thompson, Amy (OF/C)	Union City, Tenn.	1985-87
Thompson, Beth (SS/2B)	Big Sandy, Tenn.	1999-00
Torrence, Mikala (OF).....	Desoto, Mo.	2013
True, Teresa (OF)	Centerville, Tenn.	1985-86
Trull, Julie (UTL/OF/2B)	Camden, Tenn.	2000-02
Trull, Renee (SS/2B)	Camden, Tenn.	1995-97
Turner, Tammy (2B/SS) ..	McEwen, Tenn.	1993-96

• V •

Van Arsdale, Megan (3B) ..	Garden Grove, Calif.	2007-10
Vanderham, Kate (P)	Brookeville, Fla.	2010-11
Vincent, Casey (P/1B) .. Hillsboro, Tenn.	2012-A	

• W •

Wade, Kayla (OF)	Swansea, Ill.	2011-A
Wallace, Victoria (C)	Nashville, Tenn.	2010
Weaver, Stacy (SS)	Casey, Ill.	2006-07
Weidman, Tricia (1B) ..	Germantown, Tenn.	1985-86
Webb, Christa (OF)	Hohenwald, Tenn.	2003-06
Webb, Emily (2B/SS/3B)	Hohenwald, Tenn.	2003-06
Whalen, Brandy (OF)	Franklin, Tenn.	2003-06
Wieber, Suzanne (OF)	Ripley, Tenn.	1992
Wilbern, Princess (OF/INF) ..	Memphis, Tenn.	1985, 87-88
Williams, Becca (Utl) Murfreesboro, Tenn.	2010-A	
Williams, Megan (OF)	Murfreesboro, Tenn.	2007-10
Williams, Stacy (P/2B/SS) ...	Camden, Tenn.	1996-99
Wilson, Courtney (C/1B/OF) ..	Galveston, Ind.	2000-01
Wilson, Deven (C)	Eva, Tenn.	2013
Wolaver, Tori (Util.)	Lynnville, Tenn.	2009-10
Wright, Natalie (3B/P) ..	Centerville, Tenn.	1985

• Y •

Young, Becky (C/CF/3B)	Memphis, Tenn.	1990-92
Young, Jennifer (OF)	Alpine, Calif.	2003-06

Akron Overall: 3-1 (.750)

Date	Location	W/L
1986	Cape Girardeau, Mo.	L, 16-0
2/7/09	Montgomery, Ala.	W, 3-1
2/8/09	Montgomery, Ala.	W, 11-2
3/16/10	Kissimmee, Fla.	W, 4-2

Alabama Overall: 0-1 (.000)

Date	Location	W/L
5/19/12	Tuscaloosa, Ala.	L, 5-1

Alabama State Overall: 2-0 (1.000)

Date	Location	W/L
2/7/09	Montgomery, Ala.	W, 8-2
2/8/09	Montgomery, Ala.	W, 7-2

Alcorn State Overall: 3-1 (.667)

Date	Location	W/L
2/22/97	Monroe, La.	L, 5-2
2/12/06	Hammond, La.	W, 6-0
2/24/07	Natchitoches, La.	W, 14-3
2/16/08	Hammond, La.	W, 4-0

Arkansas Overall: 0-2 (.000)

Date	Location	W/L
4/14/12	Fayetteville, Ark.	L, 6-4
4/14/12	Fayetteville, Ark.	L, 4-2

Arkansas Pine Bluff Overall: 1-0 (1.000)

Date	Location	W/L
4/17/12	Martin, Tenn.	W, 9-1

Arkansas State Overall: 3-1 (.750)

Date	Location	W/L
1986	Martin, Tenn.	W, 8-3
1986	Martin, Tenn.	W, 12-3
1986	Jonesboro, Ark.	L, 7-6
1987	Columbus, Ga.	W, 7-3

Arizona Overall: 0-1 (.000)

Date	Location	W/L
5/15/09	Louisville, Ky. (No. 6)	L, 9-3

Army Overall: 3-0 (1.000)

Date	Location	W/L
3/16/98	Orlando, Fla.	W, 6-1
3/13/06	Kissimmee, Fla.	W, 8-2
3/15/10	Kissimmee, Fla.	W, 10-1 (5)

Athens State Overall: 1-1 (.500)

Date	Location	W/L
3/28/92	Florence, Ala.	W
4/3/92	Owensboro, Ky.	L

Austin Peay Overall: 57-25 (.695)

Date	Location	W/L
1986	Martin, Tenn.	W, 4-3
1986	Martin, Tenn.	W, 7-6
1986	Clarksville, Tenn.	W, 3-1
1986	Clarksville, Tenn.	L, 6-5
1987	Martin, Tenn.	W, 3-2
1987	Clarksville, Tenn.	L, 3-0
3/26/92	Clarksville, Tenn.	W
3/26/92	Clarksville, Tenn.	W
4/8/92	Martin, Tenn.	W
4/8/92	Martin, Tenn.	L
4/24/92	Cape Girardeau, Mo.	W, 2-0
3/26/93	Clarksville, Tenn.	L, 3-0
3/26/93	Clarksville, Tenn.	W, 2-0
4/9/93	Martin, Tenn.	L, 2-0
4/9/93	Martin, Tenn.	W, 3-0
4/24/93	Neutral Site	L, 1-0
4/18/94	Martin, Tenn.	L, 3-0
4/18/94	Martin, Tenn.	W, 5-1
3/26/95	Martin, Tenn.	L, 3-2
3/26/95	Martin, Tenn.	L, 6-5
4/13/95	Martin, Tenn.	L, 14-1
4/13/95	Martin, Tenn.	W, 13-3
4/18/95	Clarksville, Tenn.	W, 4-1
4/18/95	Clarksville, Tenn.	W, 6-3
4/3/96	Clarksville, Tenn.	W, 11-3
4/3/96	Clarksville, Tenn.	L, 4-1
4/17/96	Clarksville, Tenn.	L, 6-3

4/17/96	Clarksville, Tenn.	W, 6-1
4/9/97	Clarksville, Tenn.	W, 6-5
4/9/97	Clarksville, Tenn.	W, 7-3
4/16/97	Martin, Tenn.	W, 2-0
4/16/97	Martin, Tenn.	W, 3-2
3/24/98	Clarksville, Tenn.	L, 8-4
3/24/98	Clarksville, Tenn.	L, 3-0
4/7/98	Martin, Tenn.	W, 2-1 (9)
4/7/98	Martin, Tenn.	W, 1-0
4/25/98	Martin, Tenn.	W, 5-3
4/25/98	Martin, Tenn.	L, 6-0
3/23/99	Martin, Tenn.	W, 10-9
4/1/99	Clarksville, Tenn.	W, 4-1
4/1/99	Clarksville, Tenn.	L, 4-3
4/13/99	Clarksville, Tenn.	W, 9-8
4/13/99	Clarksville, Tenn.	L, 6-2
3/1/00	Martin, Tenn.	W, 8-0
3/1/00	Martin, Tenn.	W, 1-0
3/23/00	Martin, Tenn.	W, 2-1
3/23/00	Martin, Tenn.	W, 7-3
4/5/01	Clarksville, Tenn.	L, 3-1
4/5/01	Clarksville, Tenn.	L, 7-5
4/22/01	Martin, Tenn.	L, 2-0
4/22/01	Martin, Tenn.	W, 8-1
4/2/02	Martin, Tenn.	W, 2-0
4/2/02	Martin, Tenn.	W, 1-0
4/15/03	Clarksville, Tenn.	W, 5-4
4/15/03	Clarksville, Tenn.	L, 3-2
4/22/03	Martin, Tenn.	W, 4-0
5/8/04	Martin, Tenn.	W, 4-1
5/8/04	Martin, Tenn.	W, 8-3
5/9/04	Martin, Tenn.	W, 10-2
4/21/05	Martin, Tenn.	W, 9-2
4/21/05	Martin, Tenn.	L, 5-0
3/23/06	Martin, Tenn.	W, 3-2
3/23/06	Martin, Tenn.	W, 4-1
4/20/06	Clarksville, Tenn.	L, 2-1
4/10/07	Martin, Tenn.	W, 1-0
4/10/07	Martin, Tenn.	W, 7-6
4/26/07	Clarksville, Tenn.	W, 3-1
3/25/08	Clarksville, Tenn.	W, 14-3
3/25/08	Clarksville, Tenn.	W, 8-3
4/24/08	Martin, Tenn.	W, 2-1
4/8/09	Martin, Tenn.	W, 5-2
4/8/09	Martin, Tenn.	W, 3-1
4/23/09	Clarksville, Tenn.	W, 4-3 (9)
3/27/10	Martin, Tenn.	W, 6-1
3/27/10	Martin, Tenn.	W, 5-0
3/28/10	Martin, Tenn.	W, 10-3
3/22/11	Clarksville, Tenn.	L, 7-6
3/22/11	Clarksville, Tenn.	W, 6-0
4/12/11	Clarksville, Tenn.	L, 5-2
4/4/12	Clarksville, Tenn.	W, 7-3
4/4/12	Clarksville, Tenn.	W, 5-4
4/12/12	Martin, Tenn.	W, 1-0 (8)

Ball State Overall: 1-1 (.500)

Date	Location	W/L
3/1/08	Martin, Tenn.	W, 4-3 (9)
2/28/10	Chattanooga, Tenn.	L, 5-0

Belhaven Overall: 1-0 (1.000)

Date	Location	W/L
3/11/95	Jacksonville, Ala.	W, 1-0

Bellarmine Overall: 2-2 (.500)

Date	Location	W/L
1987	Martin, Tenn.	W, 5-0
1987	Martin, Tenn.	L, 19-3
3/17/92	Martin, Tenn.	W
3/17/92	Martin, Tenn.	L

Belmont Overall: 18-6 (.750)

Date	Location	W/L
2/23/99	Nashville, Tenn.	L, 4-3
2/23/99	Nashville, Tenn.	L, 6-0
4/21/99	Martin, Tenn.	L, 9-1
4/21/99	Martin, Tenn.	L, 9-2
4/1/00	Nashville, Tenn.	W, 4-3
4/1/00	Nashville, Tenn.	W, 1-0
4/21/00	Nashville, Tenn.	W, 7-4
4/21/00	Nashville, Tenn.	W, 9-1
2/21/01	Martin, Tenn.	W, 9-8
2/21/01	Martin, Tenn.	L, 9-7
4/20/01	Nashville, Tenn.	W, 7-4
4/20/01	Nashville, Tenn.	L, 3-2
4/23/02	Nashville, Tenn.	W, 4-1
4/14/04	Martin, Tenn.	W, 2-0
4/14/04	Martin, Tenn.	W, 7-0
2/19/05	Martin, Tenn.	W, 9-0

2/14/08	Murfreesboro, Tenn.	W, 3-1
4/21/09	Nashville, Tenn.	W, 11-2
4/21/09	Nashville, Tenn.	W, 7-4
4/13/10	Martin, Tenn.	W, 8-0 (5)
4/13/10	Martin, Tenn.	W, 2-1
4/19/11	Nashville, Tenn.	W, 11-0
4/19/11	Nashville, Tenn.	W, 8-2
3/27/12	Martin, Tenn.	W, 3-1

Birmingham Southern Overall: 1-0 (1.000)

Date	Location	W/L
3/3/02	Atlanta, Ga.	W, 7-0

Binghamton Overall: 1-0 (1.000)

Date	Location	W/L
2/18/12	Fort Myers, Fla.	W, 7-4

Boston College Overall: 0-1 (.000)

Date	Location	W/L
2/19/12	Fort Myers, Fla.	L, 7-1

Bowling Green Overall: 1-1 (.500)

Date	Location	W/L
3/14/02	Winter Park, Fla.	L, 10-2
3/5/10	Atlanta, Ga.	W, 7-3

Bradley Overall: 2-2 (.500)

Date	Location	W/L
3/18/98	Orlando, Fla.	W, 4-2
3/13/05	Kissimmee, Fla.	W, 3-0
3/5/06	Chattanooga, Tenn.	L, 4-2
3/20/07	Martin, Tenn.	L, 1-0

Bucknell Overall: 2-0 (1.000)

Date	Location	W/L
3/11/02	Winter Park, Fla.	W, 8-0
3/14/03	Osceola, Fla.	W, 5-3

Buffalo University Overall: 2-0 (1.000)

Date	Location	W/L
2/28/04	Chattanooga, Tenn.	W, 5-1
3/5/05	Bowling Green, Ky.	W, 6-1

Butler Overall: 3-2 (.666)

Date	Location	W/L
3/10/02	Winter Park, Fla.	L, 5-3
2/19/05	Martin, Tenn.	W, 9-0
3/15/05	Kissimmee, Fla.	W, 7-0
3/15/06	Kissimmee, Fla.	L, 3-2
3/11/08	Orlando, Fla.	W, 3-1

Campbell Overall: 0-1 (.000)

Date	Location	W/L
3/26/99	Marietta, Ga.	L, 13-0

Central Arkansas Overall: 1-1 (.500)

Date	Location	W/L
4/24/07	Martin, Tenn.	L, 4-1
4/24/07	Martin, Tenn.	W, 5-2

Central Connecticut Overall: 2-0 (1.000)

Date	Location	W/L
3/1/03	Evansville, Ind.	W, 11-1
2/26/10	Chattanooga, Tenn.	W, 6-1

Central Florida Overall: 0-1 (.000)

Date	Location	W/L
3/11/02	Winter Park, Fla.	L, 6-0

Central Missouri Overall: 0-1 (.000)

Date	Location	W/L
3/18/94	Edwardsville, Ill.	L, 5-1

College of Charleston Overall: 0-1 (.000)

Date	Location	W/L
3/18/00	Rock Hill, S.C.	L, 2-1

Chattanooga Overall: 4-12 (.250)

Date	Location	W/L
------	----------	-----

STARTING LINEUP

SCHEDULE ROSTER

COACHING STAFF

HONOR PREVIEW

2012 REVIEW

RECORD BOOK

UT MARTIN

STARTING LINEUP

SKYHAWK ROSTER

COACHING STAFF

SEASON PREVIEW

2012 REVIEW

RECORD BOOK

THIS IS UT MARTIN

3/14/94	Chattanooga, Tenn.	L, 4-1
3/14/94	Chattanooga, Tenn.	W, 2-1
3/26/94	Martin, Tenn.	L, 2-0
3/26/94	Martin, Tenn.	W, 6-5
2/26/95	Martin, Tenn.	W, 6-4
2/26/95	Martin, Tenn.	L, 6-1
2/24/96	Martin, Tenn.	L, 8-5
2/24/96	Martin, Tenn.	L, 9-1
2/22/99	Martin, Tenn.	L, 7-0
2/22/99	Martin, Tenn.	L, 12-0
2/28/99	Chattanooga, Tenn.	L, 10-0
2/27/04	Chattanooga, Tenn.	W, 5-2
3/4/06	Chattanooga, Tenn.	L, 5-2
3/3/07	Chattanooga, Tenn.	L, 7-1
2/19/11	Mobile, Ala.	L, 3-4
2/27/11	Chattanooga, Tenn.	L, 2-8

Cleveland State		Overall: 2-1 (.666)
Home: 0-0, Away: 0-0, Neutral: 2-1		
Date	Location	W/L
3/18/00	Rock Hill, S.C.	L, 6-2
3/16/05	Kissimmee, Fla.	W, 8-4
2/26/12	Chattanooga, Tenn.	W, 4-1

Coastal Carolina		Overall: 1-0 (1.000)
Home: 0-0, Away: 0-0, Neutral: 1-0		
Date	Location	W/L
3/23/01	Atlanta, Ga.	W, 6-5

Colgate		Overall: 2-0 (1.000)
Home: 0-0, Away: 0-0, Neutral: 2-0		
Date	Location	W/L
3/18/98	Orlando, Fla.	L, 2-1
3/19/04	Kissimmee, Fla.	W, 3-2
3/12/06	Kissimmee, Fla.	W, 3-2
2/23/07	Natchitoches, La.	W, 8-0
3/4/11	Fort Meyers, Fla.	W, 2-1

Colorado State		Overall: 0-2 (.000)
Home: 0-0, Away: 0-0, Neutral: 0-2		
Date	Location	W/L
3/10/02	Winter Park, Fla.	L, 5-0
3/12/03	Osceola, Fla.	L, 2-0

Columbia		Overall: 1-0 (1.000)
Home: 0-0, Away: 0-0, Neutral: 1-0		
Date	Location	W/L
3/15/04	Kissimmee, Fla.	W, 4-0

Columbus		Overall: 1-0 (1.000)
Home: 0-0, Away: 0-0, Neutral: 1-0		
Date	Location	W/L
3/19/93	Jacksonville, Ala.	W, 5-4

Creighton		Overall: 0-2 (.000)
Home: 0-0, Away: 0-0, Neutral: 0-2		
Date	Location	W/L
3/10/96	Orlando, Fla.	L, 4-3
3/14/96	Orlando, Fla.	L, 5-4 (9)

Cumberland		Overall: 2-0 (1.000)
Home: 0-0, Away: 2-0, Neutral: 0-0		
Date	Location	W/L
1986	Nashville, Tenn.	W, 9-8
1986	Nashville, Tenn.	W, 6-0

Dakota Wesleyan		Overall: 1-0 (1.000)
Home: 0-0, Away: 0-0, Neutral: 1-0		
Date	Location	W/L
3/9/07	Los Angeles, Calif.	W, 9-0

Dartmouth		Overall: 1-1 (.500)
Home: 0-0, Away: 0-0, Neutral: 1-1		
Date	Location	W/L
3/1/08	Martin, Tenn.	W, 6-5
3/5/11	Fort Meyers, Fla.	L, 3-4

Delaware		Overall: 1-0 (1.000)
Home: 0-0, Away: 0-0, Neutral: 1-0		
Date	Location	W/L
2/18/12	Fort Myers, Fla.	W, 9-1

Delta State		Overall: 2-0 (1.000)
Home: 0-0, Away: 0-0, Neutral: 1-0, GST: 1-0		
Date	Location	W/L
1986	Columbus, Miss.	W, 11-8
1986	Florence, Ala.	W, 9-4

Dayton		Overall: 2-1 (.667)
Home: 0-0, Away: 0-0, Neutral: 2-1		
Date	Location	W/L
3/13/95	Orlando, Fla.	W, 7-2
3/16/95	Orlando, Fla.	L, 5-2
3/12/06	Kissimmee, Fla.	W, 5-1

Drake		Overall: 0-1 (.000)
Home: 0-0, Away: 0-0, Neutral: 0-1		
Date	Location	W/L
2/28/03	Cookeville, Tenn.	L, 2-0

Drexel		Overall: 1-0 (1.000)
Home: 0-0, Away: 0-0, Neutral: 1-0		
Date	Location	W/L
2/26/05	Atlanta, Ga.	W, 7-1

East Carolina		Overall: 0-1 (.000)
Home: 0-0, Away: 0-0, Neutral: 0-1		
Date	Location	W/L
3/17/00	Rock Hill, S.C.	L, 8-1

East Tennessee State		Overall: 2-2 (.500)
Home: 1-0, Away: 0-0, Neutral: 0-2		
Date	Location	W/L
4/21/04	Martin, Tenn.	W, 3-2
3/27/10	Chattanooga, Tenn.	W, 5-2
2/26/11	Chattanooga, Tenn.	L, 5-4
2/25/12	Chattanooga, Tenn.	L, 5-1

Eastern Illinois		Overall: 25-28 (.471)
Home: 13-11, Away: 11-3, Neutral: 0-4, OVCT: 1-6		
Date	Location	W/L
3/25/97	Charleston, Ill.	W, 2-1
3/25/97	Charleston, Ill.	L, 6-5
4/27/97	Martin, Tenn.	W, 6-1
4/27/97	Martin, Tenn.	L, 10-5
5/4/97	Morehead, Ky.	L, 4-0
4/9/98	Charleston, Ill.	W, 8-5
4/11/98	Martin, Tenn.	W, 5-1
4/11/98	Martin, Tenn.	W, 4-1
5/2/98	Cape Girardeau, Mo.	L, 3-0
4/3/99	Charleston, Ill.	L, 3-0
4/3/99	Charleston, Ill.	L, 6-0
4/24/99	Martin, Tenn.	L, 24-0
4/24/99	Martin, Tenn.	L, 9-3
5/1/99	Martin, Tenn.	L, 13-3
4/9/00	Martin, Tenn.	L, 7-5
4/9/00	Martin, Tenn.	L, 7-6
4/9/00	Martin, Tenn.	L, 1-0
4/7/01	Charleston, Ill.	L, 9-1
4/7/01	Charleston, Ill.	W, 1-0
4/8/01	Charleston, Ill.	L, 4-0
4/6/02	Charleston, Ill.	L, 2-1
4/6/02	Charleston, Ill.	W, 7-3
4/7/02	Charleston, Ill.	W, 5-3
5/3/02	Richmond, Ky.	L, 6-1
5/4/02	Richmond, Ky.	L, 5-1
4/5/03	Martin, Tenn.	W, 3-2
4/5/03	Martin, Tenn.	W, 8-0
4/21/04	Martin, Tenn.	W, 9-2
4/21/04	Martin, Tenn.	W, 2-1
4/28/04	Charleston, Ill.	W, 3-2
5/7/05	Charleston, Ill.	W, 3-0
5/7/05	Charleston, Ill.	W, 2-1
5/8/05	Charleston, Ill.	W, 7-0
3/18/06	Martin, Tenn.	L, 4-2
3/18/06	Martin, Tenn.	W, 4-3
3/19/06	Martin, Tenn.	L, 4-0
4/15/07	Charleston, Ill.	W, 5-0
4/15/07	Charleston, Ill.	W, 4-3
3/29/08	Martin, Tenn.	L, 5-4 (10)
3/21/09	Charleston, Ill.	L, 2-1 (8)
3/21/09	Charleston, Ill.	L, 5-4
3/22/09	Charleston, Ill.	L, 2-1 (10)
4/17/10	Martin, Tenn.	W, 3-1
4/17/10	Martin, Tenn.	W, 4-1
4/18/10	Martin, Tenn.	W, 7-4
5/13/10	Martin, Tenn.	W, 3-2
4/16/11	Charleston, Ill.	L, 4-1
4/17/11	Charleston, Ill.	L, 2-1
4/17/11	Charleston, Ill.	L, 5-4
5/13/11	Charleston, Ill.	L, 9-3
4/28/12	Martin, Tenn.	W, 5-1
4/28/12	Martin, Tenn.	L, 9-4
4/29/12	Martin, Tenn.	W, 5-4

Eastern Kentucky		Overall: 29-37 (.439)
Home: 16-14, Away: 14-22, Neutral: 3-1, OVCT: 4-2		
Date	Location	W/L
4/10/93	Richmond, Ky.	L, 2-1
4/10/93	Richmond, Ky.	W, 6-2
4/10/93	Richmond, Ky.	L, 7-5
4/1/94	Martin, Tenn.	L, 3-1
4/1/94	Martin, Tenn.	W, 9-3
4/9/94	Richmond, Ky.	L, 5-2
4/9/94	Richmond, Ky.	W, 1-0
4/22/94	Clarksville, Tenn.	L, 4-0
4/8/95	Richmond, Ky.	L, 5-2
4/8/95	Richmond, Ky.	W, 2-1
4/22/95	Martin, Tenn.	L, 5-2
4/22/95	Martin, Tenn.	L, 5-3

4/14/96	Martin, Tenn.	W, 1-0
4/14/96	Martin, Tenn.	W, 4-3
4/27/96	Richmond, Ky.	L, 1-0 (9)
4/27/96	Richmond, Ky.	W, 3-2
3/29/97	Richmond, Ky.	L, 3-2
3/29/97	Richmond, Ky.	W, 5-2
4/14/97	Martin, Tenn.	W, 2-1 (8)
4/14/97	Martin, Tenn.	W, 5-4
5/4/97	Morehead, Ky.	W, 5-3
4/4/98	Martin, Tenn.	L, 6-2
4/4/98	Martin, Tenn.	L, 9-0
4/10/99	Richmond, Ky.	L, 8-0
4/10/99	Richmond, Ky.	L, 14-2
4/15/00	Richmond, Ky.	W, 2-1
4/15/00	Richmond, Ky.	L, 5-4
4/16/00	Richmond, Ky.	L, 5-1
4/14/01	Martin, Tenn.	L, 2-1
4/14/01	Martin, Tenn.	L, 3-0
4/15/01	Martin, Tenn.	L, 3-1
3/30/02	Richmond, Ky.	L, 3-2
3/30/02	Richmond, Ky.	L, 7-0
3/29/03	Richmond, Ky.	W, 2-1
3/29/03	Martin, Tenn.	W, 4-2
3/30/03	Martin, Tenn.	L, 4-2
4/17/04	Richmond, Ky.	W, 2-0
4/17/04	Richmond, Ky.	L, 4-3
4/18/04	Richmond, Ky.	L, 6-3
5/14/04	Richmond, Ky.	L, 8-0
5/15/04	Richmond, Ky.	W, 2-1
5/15/04	Richmond, Ky.	L, 4-3
4/16/05	Richmond, Ky.	L, 3-0
4/16/05	Richmond, Ky.	L, 7-4
4/17/05	Richmond, Ky.	W, 7-2
5/13/05	Jacksonville, Ala.	W, 8-0
4/22/06	Martin, Tenn.	W, 1-0
4/22/06	Martin, Tenn.	W, 1-0
4/23/06	Martin, Tenn.	W, 7-1
3/17/07	Richmond, Ky.	L, 4-3
3/17/07	Richmond, Ky.	L, 5-3
3/18/07	Richmond, Ky.	W, 4-0
5/10/07	Cookeville, Tenn.	W, 4-0
4/12/08	Martin, Tenn.	L, 16-5
4/12/08	Martin, Tenn.	L, 7-2
4/13/08	Martin, Tenn.	L, 1-0
5/2/09	Richmond, Ky.	W, 7-2
5/2/09	Richmond, Ky.	W, 5-0
5/3/09	Richmond, Ky.	L, 4-2
3/20/10	Martin, Tenn.	W, 4-2
3/20/10	Martin, Tenn.	W, 1-0
3/26/11	Richmond, Ky.	W, 8-7
3/26/11	Richmond, Ky.	L, 4-9
4/6/12	Martin, Tenn.	W, 4-2
4/6/12	Martin, Tenn.	W, 7-3
4/7/12	Martin, Tenn.	L, 7-2

Evansville		Overall: 7-13 (.350)
Home: 4-3, Away: 2-7, Neutral: 1-3		
Date	Location	W/L
3/24/94	Evansville, Ind.	L, 3-0
3/24/94	Evansville, Ind.	L, 10-2
4/13/94	Martin, Tenn.	W, 4-2
4/13/94	Martin, Tenn.	W, 4-0
3/21/95	Martin, Tenn.	L, 8-5
3/21/95	Martin, Tenn.	L, 5-4
3/26/99	Marietta, Ga.	L, 11-0
2/16/02	Oxford, Miss.	L, 1-0
2/17/02	Oxford, Miss.	L, 4-1
3/1/03	Evansville, Ind.	L, 5-4
2/22/06	Evansville, Ind.	L, 13-0
2/22/06	Evansville, Ind.	L, 4-2
4/2/08	Martin, Tenn.	L, 5-1
3/18/09	Evansville, Ind.	W, 5-1
3/18/09	Evansville, Ind.	L, 1-0
4/27/10	Martin, Tenn.	W, 7-2
4/27/10	Martin, Tenn.	W, 8-7 (8)
2/18/11	Mobile, Ala.	W, 5-1
3/17/11	Evansville, Ind.	L, 7-6
3/17/11	Evansville, Ind.	W, 7-3

Fairfield		Overall: 4-2 (.667)
Home: 0-0, Away: 0-0, Neutral: 4-2		
Date	Location	W/L
3/15/96	Orlando, Fla.	W, 7-6
3/10/97	Orlando, Fla.	L, 7-1
3/13/97	Orlando, Fla.	W, 2-1
3/15/98	Orlando, Fla.	W, 6-2
3/18/04	Kissimmee, Fla.	W, 15-14
3/19/04	Kissimmee, Fla.	L, 7-2

Fairleigh Dickinson		Overall: 3-0 (1.000)
Home: 0-0, Away: 0-0, Neutral: 3-0		
Date	Location	W/L
3/14/04	Kissimmee, Fla.	W, 5-3
3/15/06	Kissimmee, Fla.	W, 3-0
3/16/10	Kissimmee, Fla.	W, 9-0

Faulkner		Overall: 2-1 (.667)
Home: 0-0, Away: 0-0, Neutral: 2-1		
<u>Date</u>	<u>Location</u>	<u>W/L</u>
3/11/94	Jacksonville, Tenn.	W, 7-2
3/10/95	Troy, Ala.	W, 2-1
3/11/95	Troy, Ala.	L, 3-2

Florida A&M	Overall: 1-0 (1.000)	
Home: 0-0, Away: 0-0, Neutral:1-0		
<u>Date</u>	<u>Location</u>	<u>W/L</u>
3/8/09	Atlanta, Ga.	W, 3-1

Florida Atlantic		Overall: 1-0 (1.000)
Home: 0-0, Away: 0-0, Neutral:1-0		
Date	Location	W/L
3/17/95	Orlando, Fla.	W, 10-4

Florida Gulf Coast		Overall: 1-1 (.500)
Home: 0-0, Away: 1-1, Neutral: 0-0		
Date	Location	W/L
3/4/11	Fort Myers, Fla.	W, 1-0
2/17/12	Fort Myers, Fla.	L, 6-0

Furman	Overall: 1-0 (1.000)	
Home: 0-0, Away: 0-0, Neutral:1-0		
Date	Location	W/L
4/18/98	Knoxville, Tenn.	W, 4-0

George Mason		Overall: 1-1 (.500)
Home: 0-0, Away: 0-0, Neutral: 1-1		
Date	Location	W/L
3/12/02	Winter Park, Fla.	L, 6-3
3/12/03	Osceola, Fla.	W, 4-2

George Washington		Overall: 1-0 (1.000)
Home: 0-0, Away: 0-0, Neutral: 1-0		
Date	Location	W/L
3/14/06	Kissimmee, Fla.	W, 2-1

Georgetown	Overall: 1-0 (1.000)	
Home: 0-0, Away: 0-0, Neutral: 1-0		
Date	Location	W/L
2/26/10	Chattanooga, Tenn.	W, 9-1 (5)

Georgia		Overall: 0-3 (.000)
Home: 0-0, Away: 0-2, Neutral: 0-1		
Date	Location	W/L
3/1/02	Atlanta, Ga.	L, 6-1
4/2/11	Athens, Ga.	L, 6-1
4/3/11	Athens, Ga.	L, 6-0

Georgia State		Overall: 1-3 (.250)
Home: 0-0, Away: 1-3, Neutral: 0-0		
Date	Location	W/L
3/31/95	Atlanta, Ga.	L, 15-0
2/26/05	Atlanta, Ga.	W, 2-0
2/9/08	Atlanta, Ga.	L, 4-3
2/10/08	Atlanta, Ga.	L, 6-0 (8)

Georgia Tech		Overall: 1-6 (.142)
Home: 0-0, Away: 0-4, Neutral: 1-2		
Date	Location	W/L
3/29/96	Marietta, Ga.	W, 1-0 (9)
3/23/01	Atlanta, Ga.	L, 3-0
2/10/08	Atlanta, Ga.	L, 2-0
3/10/09	Atlanta, Ga.	L, 2-1
3/10/09	Atlanta, Ga.	L, 7-5
3/3/12	Atlanta, Ga.	L, 8-6 (8)
5/19/12	Tuscaloosa, Ala.	L, 9-1

Grambling		Overall: 1-0 (1.000)
Home: 0-0, Away: 0-3, Neutral: 1-0		
Date	Location	W/L
2/19/10	Hammond, La.	W, 9-0 (5)

Houston Baptist		Overall: 1-0 (1.000)
Home: 0-0, Away: 0-0, Neutral: 1-0		
Date	Location	W/L
2/21/09	Dallas, Texas	W, 9-3

Huntingdon	Overall: 0-1 (.000)	
Home: 0-0, Away: 0-0, Neutral: 0-1		
Date	Location	W/L
3/20/92	Jacksonville, Ala.	L

Illinois-Chicago		Overall: 0-2 (.000)
Home: 0-0, Away: 0-0, Neutral: 0-2		
<u>Date</u>	<u>Location</u>	<u>W/L</u>
3/24/01	Atlanta, Ga.	L, 9-2
3/2/07	Chattanooga, Tenn.	L, 1-0

Illinois State	Overall: 0-1 (.000)	
Home: 0-0, Away: 0-0, Neutral: 0-1		
Date	Location	W/L

2/12/05	Oxford, Miss.	L, 9-0
Indiana	Overall: 2-1 (.667)	
Home: 0-0, Away: 0-0, Neutral: 2-1		
Date	Location	W/L
3/5/05	Bowling Green, Ky.	W, 2-1
3/6/05	Bowling Green, Ky.	W, 4-3
3/3/06	Chattanooga, Tenn.	L, 5-2

Indiana State		Overall: 2-7 (.222)
Home: 1-3, Away: 0-0, Neutral: 1-4		
Date	Location	W/L
3/9/01	Columbia, Mo.	L, 2-1
3/11/01	Columbia, Mo.	L, 11-3
2/23/02	Martin, Tenn.	W, 3-1
2/24/02	Martin, Tenn.	L, 5-1
2/15/03	Oxford, Miss.	L, 3-0
2/14/04	Oxford, Miss.	L, 3-2
2/22/04	Martin, Tenn.	L, 6-2
2/19/05	Martin, Tenn.	L, 5-2
3/1/08	Martin, Tenn.	W, 3-1

Iona University		Overall: 1-0 (1.000)
Home: 0-0, Away: 0-0, Neutral: 1-0		
Date	Location	W/L
3/18/04	Kissimmee, Fla.	W, 9-0

Iowa State		Overall: 2-1 (.666)
Home: 0-0, Away: 0-2, Neutral: 1-0		
Date	Location	W/L
3/10/01	Columbia, Mo.	L, 5-0
3/11/01	Columbia, Mo.	L, 8-4
3/6/04	Louisville, Ky.	W, 5-4

IPFW	Overall: 3-0 (1.000)	
Home: 1-0, Away: 0-0, Neutral: 2-0		
<u>Date</u>	<u>Location</u>	<u>W/L</u>
3/13/03	Osceola, Fla.	W, 11-1
2/21/04	Martin, Tenn.	W, 1-0
2/8/08	Osceola, Fla.	W, 9-0

IUPUI	Overall: 1-1 (.500)	
Home: 0-0, Away: 0-0, Neutral: 1-1		
<u>Date</u>	<u>Location</u>	<u>W/L</u>
3/16/99	Orlando, Fla.	L, 6-5
2/26/11	Chattanooga, Tenn.	W, 6-0

Jackson State		Overall: 3-1 (.750)
Home: 0-0 Away: 0-0 Neutral: 3-1		
Date	Location	W/L
2/11/06	Hammond, La.	W, 15-9
2/14/09	Hammond, La.	W, 12-1
2/20/10	Hammond, La.	W, 6-4
2/12/11	Hammond, La.	L, 4-2

Jacksonville State		Overall: 12-32 (.272)
Home: 2-11, Away: 5-19, Neutral: 3-2, OVCT: 3-4		
Date	Location	W/L
3/21/92	Jacksonville, Ala.	L
3/28/92	Florence, Ala.	W
4/18/92	Columbus, Miss.	W
3/20/93	Jacksonville, Ala.	W, 1-0
3/12/94	Jacksonville, Ala.	L, 2-1
4/20/96	Jacksonville, Ala.	L, 4-0
3/1/99	Jacksonville, Ala.	L, 7-2
3/1/99	Jacksonville, Ala.	L, 11-3
3/19/99	Orlando, Fla.	L, 6-1
4/9/04	Jacksonville, Ala.	L, 10-2
4/9/04	Jacksonville, Ala.	W, 8-6
4/10/04	Jacksonville, Ala.	W, 6-3
5/15/04	Richmond, Ky.	W, 5-2
4/23/05	Martin, Tenn.	L, 11-2
4/23/05	Martin, Tenn.	L, 8-0
4/24/05	Martin, Tenn.	L, 5-4
5/12/05	Jacksonville, Ala.	L, 11-4
4/29/06	Jacksonville, Ala.	L, 6-4
4/29/06	Jacksonville, Ala.	L, 4-1
4/30/06	Jacksonville, Ala.	L, 3-2
5/12/06	Cookeville, Tenn.	L, 9-2
4/28/07	Martin, Tenn.	L, 7-4
4/28/07	Martin, Tenn.	L, 6-3
4/29/07	Martin, Tenn.	L, 7-3
3/21/08	Jacksonville, Ala.	L, 5-2
3/21/08	Jacksonville, Ala.	L, 8-0
3/22/08	Jacksonville, Ala.	L, 6-3
3/29/09	Martin, Tenn.	L, 6-3
3/29/09	Martin, Tenn.	L, 7-1
5/8/09	Martin, Tenn.	W, 2-0
4/2/10	Jacksonville, Ala.	L, 7-5
4/2/10	Jacksonville, Ala.	L, 10-5 (5)
4/3/10	Jacksonville, Ala.	W, 9-6
5/14/10	Martin, Tenn.	L, 5-4
5/15/10	Martin, Tenn.	L, 10-1 (5)
4/22/11	Martin, Tenn.	W, 3-1
4/22/11	Martin, Tenn.	L, 9-1

4/22/11	Martin, Tenn.	W, 8-0
5/5/12	Jacksonville, Ala.	W, 4-1
5/5/12	Jacksonville, Ala.	L, 6-3
5/6/12	Jacksonville, Ala.	L, 10-2 (5)

Kansas		Overall: 1-0 (1.000)
Home: 0-0, Away: 0-0, Neutral: 1-0		
Date	Location	W/L
2/10/12	Hammond, La.	W, 6-4

Kennesaw State		Overall: 0-2 (.000)
Home: 0-0, Away: 0-0, Neutral: 0-2		
Date	Location	W/L
3/5/10	Atlanta, Ga.	L, 5-3
3/2/12	Atlanta, Ga.	L, 2-1

Kent State	Overall: 0-1 (.000)	
Home: 0-0, Away: 0-0, Neutral: 0-1		
Date	Location	W/L
3/6/04	Louisville, Ky.	L, 9-5

Kentucky Wesleyan		Overall: 0-4 (.000)
Home: 0-2, Away: 0-2, Neutral: 0-0		
Date	Location	W/L
4/4/92	Owensboro, Ky.	L
4/15/92	Martin, Tenn.	L
4/15/92	Martin, Tenn.	L
3/10/93	Owensboro, Kv.	L, 5-4

Lafayette	Overall: 1-0 (1.000)	
Home: 0-0, Away: 0-0, Neutral: 1-0		
Date	Location	W/L
3/14/04	Kissimmee, Fla.	W, 7-0

Lambuth		Overall: 3-1 (.750)
Home: 2-0, Away: 1-1, Neutral: 0-0		
Date	Location	W/L
3/12/93	Jackson, Tenn.	W, 4-2
3/12/93	Jackson, Tenn.	L, 5-1
4/13/93	Martin, Tenn.	W, 1-0
4/13/93	Martin, Tenn.	W, 5-4

Lipscomb		Overall: 4-8 (.333)
Home: 2-6, Away: 1-1, Neutral: 1-1		
Date	Location	W/L
3/6/01	Martin, Tenn.	L, 6-1
3/6/01	Martin, Tenn.	L, 4-2
2/19/02	Nashville, Tenn.	W, 4-0
2/19/02	Nashville, Tenn.	L, 10-2
2/23/02	Martin, Tenn.	W, 3-1
2/24/02	Martin, Tenn.	L, 6-4
4/18/02	Martin, Tenn.	L, 11-4
4/18/02	Martin, Tenn.	L, 2-0
3/27/03	Martin, Tenn.	L, 5-1
3/27/03	Martin, Tenn.	W, 6-4
2/25/06	Murfreesboro, Tenn.	L, 8-3
2/9/08	Atlanta, Ga.	W, 4-3

Liberty	Overall: 0-1 (000)	
Home: 0-0, Away: 0-0, Neutral: 0-1		
Date	Location	W/L
2/28/99	Chattanooga, Tenn.	L, 5-0

Livingston		Overall: 3-3 (.500)
Home: 0-0, Away: 0-0, Neutral: 3-2, GSCT: 1-0		
Date	Location	W/L
1986	Columbus, Miss.	W, 9-3
1987	Florence, Ala.	L, 12-1
1987	Columbus, Miss.	L, 6-5
1987	Martin, Tenn.	W, 10-2
4/4/92	Owensboro, Ky.	W
4/18/92	Columbus, Miss.	L

Louisiana-Lafayette		Overall: 1-1 (.500)
Home: 0-0, Away: 0-0, Neutral: 1-1		
<u>Date</u>	<u>Location</u>	<u>W/L</u>
2/24/07	Natchitoches, La.	L, 5-0
2/25/07	Natchitoches, La.	L, 9-1

Louisiana-Monroe	Overall: 1-1 (.500)	
Home: 0-0, Away: 0-0, Neutral: 1-1		
<u>Date</u>	<u>Location</u>	<u>W/L</u>
2/12/05	Oxford, Miss.	L, 4-3
2/10/07	Hammonds, La. (No. 23)	W, 5-4

Louisiana Tech	Overall: 0-1 (.000)	
Home: 0-0, Away: 0-0, Neutral: 0-1		
Date	Location	W/L
2/23/97	Monroe, La.	L, 10-1

Louisville	Overall: 0-3 (.000)	
Home: 0-0, Away: 0-3, Neutral: 0-0		
Date	Location	W/L
3/3/01	Louisville, Ky.	L, 8-0
3/3/01	Louisville, Ky.	L, 3-2

STARTING LINEUP

SKYHAWK ROSTER

COACHING STAFF

SEASON PREVIEW

2012 REVIEW

RECORD BOOK

THIS IS UT MARTIN

3/7/04 Louisville, Ky. L, 12-2

Loyola-Chicago Overall: 3-0 (1.000)

Home: 2-0, Away: 0-0, Neutral: 1-0

Date	Location	W/L
3/5/02	Martin, Tenn.	W, 5-0
3/5/02	Martin, Tenn.	W, 3-0
2/26/06	Murfreesboro, Tenn.	W, 12-0

Loyola Marymount Overall: 0-2 (.000)

Home: 0-0, Away: 0-2, Neutral: 0-0

Date	Location	W/L
3/10/07	Los Angeles, Calif.	L, 6-5
3/10/07	Los Angeles, Calif.	L, 4-2

Maine Overall: 1-4 (.200)

Home: 0-1, Away: 0-0, Neutral: 1-3

Date	Location	W/L
3/13/96	Orlando, Fla.	L, 2-1
3/12/97	Orlando, Fla.	L, 4-2
3/20/02	Martin, Tenn.	L, 6-4
3/13/03	Osceola, Fla.	L, 2-0
3/14/06	Kissimmee, Fla.	W, 4-0

Manhattan Overall: 1-2 (.333)

Home: 0-0, Away: 0-0, Neutral: 0-2

Date	Location	W/L
3/16/98	Orlando, Fla.	L, 3-1
3/16/99	Orlando, Fla.	L, 5-4
3/14/10	Kissimmee, Fla.	W, 4-0

Marist Overall: 2-1 (.666)

Home: 0-0, Away: 0-0, Neutral: 1-1

Date	Location	W/L
3/14/98	Orlando, Fla.	W, 5-3
3/14/98	Orlando, Fla.	L, 7-3
3/14/10	Kissimmee, Fla.	W, 13-5 (5)

Marshall Overall: 0-1 (.000)

Home: 0-0, Away: 0-0, Neutral: 0-1

Date	Location	W/L
2/27/04	Chattanooga, Tenn.	L, 10-6

Martin Methodist Overall: 4-2 (.666)

Home: 2-0, Away: 1-1, Neutral: 1-1

Date	Location	W/L
1987	Martin, Tenn.	W, 7-4
1987	Martin, Tenn.	W, 13-11
1987	Pulaski, Tenn.	L, 5-6
1987	Pulaski, Tenn.	W, 7-4
3/20/92	Jacksonville, Ala.	L
3/27/92	Florence, Ala.	W

Maryland Overall: 1-2 (.333)

Home: 0-0, Away: 0-0, Neutral: 1-2

Date	Location	W/L
4/1/95	Atlanta, Ga.	W, 12-1
2/26/99	Chattanooga, Tenn.	L, 11-1
3/27/99	Marietta, Ga.	L, 10-0

Memphis Overall: 2-7 (.222)

Home: 2-2, Away: 0-5, Neutral: 0-0

Date	Location	W/L
4/5/06	Martin, Tenn.	W, 6-2
4/5/06	Martin, Tenn.	W, 1-0
3/28/07	Memphis, Tenn.	L, 7-4
3/28/07	Memphis, Tenn.	L, 2-1
4/9/08	Martin, Tenn.	L, 6-4
4/9/08	Martin, Tenn.	L, 5-2
4/1/09	Memphis, Tenn.	L, 7-2
4/1/09	Memphis, Tenn.	L, 5-4 (9)
3/14/12	Memphis, Tenn.	L, 3-1

Mercer Overall: 1-0 (1.000)

Home: 0-0, Away: 0-0, Neutral: 1-0

Date	Location	W/L
3/07/09	Atlanta, Ga.	W, 6-3

Mid-Continent Overall: 6-0 (1.000)

Home: 6-0, Away: 0-0, Neutral: 0-0

Date	Location	W/L
5/4/04	Martin, Tenn.	W, 3-0
5/4/04	Martin, Tenn.	W, 10-1
2/21/07	Martin, Tenn.	W, 7-0
2/21/07	Martin, Tenn.	W, 10-0
4/29/08	Martin, Tenn.	W, 13-2
4/29/08	Martin, Tenn.	W, 10-0

Middle Tennessee State Overall: 11-25-1 (.297)

Home: 2-13-1, Away: 7-11, Neutral: 2-1, OVCT: 1-1

Date	Location	W/L
4/18/93	Martin, Tenn.	L, 2-0
4/18/93	Martin, Tenn.	L, 2-1
4/20/94	Martin, Tenn.	L, 4-2 (11)

4/20/94	Martin, Tenn.	L, 6-4
4/23/94	Clarksville, Tenn.	L, 5-1
4/3/95	Murfreesboro, Tenn.	W, 3-0
4/3/95	Murfreesboro, Tenn.	L, 4-3
3/24/96	Murfreesboro, Tenn.	W, 3-2
3/24/96	Murfreesboro, Tenn.	L, 6-0
4/12/96	Martin, Tenn.	L, 2-1
4/12/96	Martin, Tenn.	L, 1-0
4/18/97	Murfreesboro, Tenn.	L, 2-0
4/18/97	Murfreesboro, Tenn.	W, 4-3
5/3/97	Morehead, Ky.	W, 2-1
4/1/98	Murfreesboro, Tenn.	W, 4-0
4/1/98	Murfreesboro, Tenn.	W, 7-2
4/18/99	Martin, Tenn.	L, 15-1
4/18/99	Martin, Tenn.	L, 1-0
4/6/00	Murfreesboro, Tenn.	L, 7-0
4/6/00	Murfreesboro, Tenn.	L, 3-2
5/6/00	Martin, Tenn.	L, 2-0
5/6/00	Martin, Tenn.	L, 4-0
2/27/01	Murfreesboro, Tenn.	L, 1-0
2/27/01	Murfreesboro, Tenn.	L, 5-0
4/2/03	Martin, Tenn.	L, 4-1
4/2/03	Martin, Tenn.	L, 9-0
2/25/06	Murfreesboro, Tenn.	W, 6-2
2/28/06	Martin, Tenn.	L, 6-4
2/28/06	Martin, Tenn.	T, 1-1
3/5/06	Chattanooga, Tenn.	W, 5-4
2/23/08	Murfreesboro, Tenn.	L, 5-1
2/24/08	Murfreesboro, Tenn.	W, 4-2
4/16/08	Martin, Tenn.	W, 5-1
4/16/08	Martin, Tenn.	W, 1-0
4/22/10	Murfreesboro, Tenn.	L, 2-0
4/22/10	Murfreesboro, Tenn.	L, 7-3
4/25/12	Murfreesboro, Tenn.	L, 4-3

Minnesota Overall: 0-1 (.000)

Home: 0-0, Away: 0-0, Neutral: 0-1

Date	Location	W/L
3/2/08	Martin, Tenn.	L, 6-0

Mississippi (Ole Miss) Overall: 1-5 (.167)

Home: 0-0, Away: 0-0, Neutral: 1-5

Date	Location	W/L
2/10/01	Oxford, Miss.	L, 2-1
2/11/01	Oxford, Miss.	L, 11-3
2/16/02	Oxford, Miss.	L, 6-2
3/26/03	Martin, Tenn.	L, 7-1
3/26/03	Martin, Tenn.	L, 2-1
3/6/10	Atlanta, Ga.	W, 7-6 (9)

Mississippi College Overall: 2-4 (.333)

Home: 0-0, Away: 0-0, Neutral: 2-2, GST: 0-2

Date	Location	W/L
1986	Florence, Ala.	W, 12-5
1986	Columbus, Miss.	L, 6-2
1986	Cape Girardeau, Mo.	L, 3-2
1987	Martin, Tenn.	L, 10-9
1987	Martin, Tenn.	L, 6-5
4/18/92	Columbus, Miss.	W

Mississippi State Overall: 0-2 (.000)

Home: 0-0, Away: 0-0, Neutral: 0-2

Date	Location	W/L
2/21/97	Monroe, La.	L, 4-1
3/3/07	Chattanooga, Tenn.	L, 6-5

Mississippi Univ. for Women Overall: 4-4 (.500)

Home: 0-0, Away: 0-0, Neutral: 3-4

Date	Location	W/L
1986	Florence, Ala.	L, 2-0
1986	Columbus, Miss.	L, 11-1
1986	Cape Girardeau, Mo.	L, 5-1
1987	Florence, Ala.	W, 5-4
1987	Columbus, Miss.	L, 13-1
3/20/92	Jacksonville, Ala.	W
4/17/92	Columbus, Miss.	W

Mississippi Valley State Overall: 5-2 (.714)

Home: 1-1, Away: 2-0, Neutral: 2-1

Date	Location	W/L
3/30/05	Itta Bena, Miss.	W, 3-2
3/30/05	Itta Bena, Miss.	W, 7-2
4/14/05	Martin, Tenn.	W, 8-0
4/14/05	Martin, Tenn.	L, 3-1
2/10/07	Hammond, La.	W, 9-4
2/13/09	Hammond, La.	L, 0-1
2/19/10	Hammond, La.	W, 8-3

Missouri Overall: 0-2 (.000)

Home: 0-0, Away: 0-2, Neutral: 0-0

Date	Location	W/L
3/9/01	Columbia, Mo.	L, 6-4
3/10/01	Columbia, Mo.	L, 15-0

Missouri-Kansas City Overall: 2-0 (1.000)

Home: 0-0, Away: 0-0, Neutral: 2-0

Date	Location	W/L
2/22/09	Dallas, Texas	W, 11-1
2/12/11	Hammond, La.	W, 3-2

Monmouth Overall: 1-1 (.500)

Home: 0-0, Away: 0-0, Neutral: 1-1

Date	Location	W/L
3/10/08	Orlando, Fla.	L, 3-2
3/10/08	Orlando, Fla.	W, 1-0

Morehead State Overall: 45-16 (.737)

Home: 21-9, Away: 15-10, Neutral: 5-2, OVCT: 3-1

Date	Location	W/L
4/25/92	Cape Girardeau, Mo.	W, 10-1 (5)
4/25/92	Cape Girardeau, Mo.	W, 7-4
4/2/94	Martin, Tenn.	L, 5-2
4/2/94	Martin, Tenn.	W, 11-2
4/8/94	Morehead, Ky.	W, 6-4
4/8/94	Morehead, Ky.	L, 7-3
4/23/94	Clarksville, Tenn.	W, 2-0
3/13/95	Orlando, Fla.	W, 5-0
4/7/95	Morehead, Ky.	L, 3-2
4/7/95	Morehead, Ky.	W, 5-1
4/13/96	Martin, Tenn.	W, 2-1
4/13/96	Martin, Tenn.	W, 7-6
4/26/96	Morehead, Ky.	W, 2-1
4/26/96	Morehead, Ky.	W, 4-2
5/5/96	Murfreesboro, Tenn.	W, 6-0
3/30/97	Morehead, Ky.	L, 1-0 (8)
3/30/97	Morehead, Ky.	W, 5-0
4/13/97	Martin, Tenn.	W, 8-3
4/13/97	Martin, Tenn.	L, 5-3
4/5/98	Martin, Tenn.	L, 2-0
4/5/98	Martin, Tenn.	W, 2-1
5/3/98	Cape Girardeau, Mo.	L, 1-0
3/15/99	Orlando, Fla.	L, 13-1
4/11/99	Morehead, Ky.	L, 9-1
4/11/99	Morehead, Ky.	L, 9-1
3/25/00	Martin, Tenn.	W, 3-2
3/26/00	Martin, Tenn.	L, 5-1
3/26/00	Martin, Tenn.	W, 6-1
3/31/01	Morehead, Ky.	L, 4-3
3/31/01	Morehead, Ky.	L, 2-1
4/1/01	Morehead, Ky.	W, 5-0
4/13/02	Martin, Tenn.	W, 6-1
4/13/02	Martin, Tenn.	W, 4-2
4/14/02	Martin, Tenn.	W, 3-2
4/12/03	Morehead, Ky.	W, 3-0
4/12/03	Morehead, Ky.	W, 4-0
4/13/03	Morehead, Ky.	W, 11-0
5/2/04	Martin, Tenn.	W, 8-0
5/2/04	Martin, Tenn.	W, 10-1
4/9/05	Martin, Tenn.	L, 1-0
4/9/05	Martin, Tenn.	W, 6-3
4/10/05	Martin, Tenn.	W, 3-1
4/14/06	Morehead, Ky.	W, 3-0
4/14/06	Morehead, Ky.	W, 5-1
4/15/06	Morehead, Ky.	W, 7-2
3/31/07	Martin, Tenn.	W, 1-0
3/31/07	Martin, Tenn.	L, 4-1
4/1/07	Martin, Tenn.	W, 2-1
3/15/08	Morehead, Ky.	W, 3-2 (9)
3/14/09	Martin, Tenn.	W, 3-2 (8)
3/14/09	Martin, Tenn.	W, 13-0 (5)
3/15/09	Martin, Tenn.	L, 3-1 (10)
5/8/09	Jacksonville, Ala.	W, 5-0 (8)
5/8/10	Morehead, Ky.	W, 5-4
5/8/10	Morehead, Ky.	W, 3-1
5/9/10	Morehead, Ky.	W, 3-1
4/9/11	Martin, Tenn.	W, 1-0
4/9/11	Martin, Tenn.	W, 6-3
4/10/11	Martin, Tenn.	W, 6-2
4/22/12	Morehead, Ky.	W, 5-1
4/22/12	Morehead, Ky.	W, 5-1

Murray State Overall: 9-3 (.750)

Home: 6-0, Away: 2-2, Neutral: 0-0, OVCT: 3-1

Date	Location	W/L
3/30/10	Martin, Tenn.	W, 6-0
3/30/10	Martin, Tenn.	W, 11-3
4/14/10	Murray, Ky.	W, 8-0
3/12/11	Martin, Tenn.	W, 6-5
3/12/11	Martin, Tenn.	W, 3-0
3/13/11	Martin, Tenn.	W, 14-6
5/12/11	Charleston, Ill.	L, 3-2
5/13/11	Charleston, Ill.	W, 3-2
3/24/12	Murray, Ky.	L, 4-1
3/24/12	Murray, Ky.	L, 3-2
3/25/12	Murray, Ky.	W, 4-2
5/10/12	Martin, Tenn.	W, 7-1

Niagara		
Overall: 1-0 (1.000)		
Home: 0-0, Away: 0-0, Neutral: 1-0		
Date	Location	W/L
2/24/12	Chattanooga, Tenn.	W, 5-3

Nicholls State		
Overall: 2-3 (.400)		
Home: 0-0, Away: 0-0, Neutral: 2-3		
Date	Location	W/L
2/22/97	Monroe, La.	L, 3-1
2/10/01	Oxford, Miss.	L, 3-1
2/11/01	Oxford, Miss.	L, 4-0
2/16/02	Oxford, Miss.	W, 3-0
2/10/12	Hammond, La.	W, 5-3

North Alabama		
Overall: 7-8-1 (.438)		
Home: 1-1, Away: 4-5, Neutral: 2-1-1, GST: 0-1		
Date	Location	W/L
1986	Martin, Tenn.	W, 2-1
1986	Martin, Tenn.	L, 17-4
1986	Florence, Ala.	L, 4-3
1986	Florence, Ala.	W, 8-1
1986	Columbus, Miss.	W, 4-1
1986	Florence, Ala.	L, 12-6
1987	Florence, Ala.	L, 8-1
1987	Florence, Ala.	L, 1-0
1987	Florence, Ala.	L, 5-4
3/3/92	Florence, Ala.	W
3/3/92	Florence, Ala.	W
3/21/92	Jacksonville, Ala.	L
3/27/92	Florence, Ala.	W
3/19/93	Jacksonville, Ala.	L, 6-3
2/26/97	Monroe, La.	W, 8-2
2/26/97	Monroe, La.	T, 2-2

North Carolina		
Overall: 0-1 (.000)		
Home: 0-0, Away: 0-0, Neutral: 0-1		
Date	Location	W/L
3/29/96	Marietta, Ga.	L, 5-1

North Dakota State		
Overall: 0-1 (.000)		
Home: 0-0, Away: 0-0, Neutral: 0-1		
Date	Location	W/L
2/14/09	Hammond, La.	L, 5-1 (8)

North Carolina-Greensboro		
Overall: 1-0 (1.000)		
Home: 0-0, Away: 0-0, Neutral: 1-0		
Date	Location	W/L
3/2/12	Atlanta, Ga.	W, 3-2

North Carolina-Wilmington		
Overall: 0-1 (.000)		
Home: 0-0, Away: 0-0, Neutral: 0-1		
Date	Location	W/L
3/12/97	Orlando, Fla.	L, 4-0

North Florida		
Overall: 0-1 (.000)		
Home: 0-0, Away: 0-0, Neutral: 0-1		
Date	Location	W/L
3/3/06	Chattanooga, Tenn.	L, 8-7

Northeast Illinois		
Overall: 2-3 (.400)		
Home: 2-3, Away: 0-0, Neutral: 0-0		
Date	Location	W/L
3/20/95	Martin, Tenn.	W, 4-1
3/20/95	Martin, Tenn.	L, 17-1
3/21/96	Martin, Tenn.	W, 3-1
3/21/96	Martin, Tenn.	L, 9-7
3/8/98	Martin, Tenn.	L, 6-4

Northeast Missouri State		
Overall: 0-1 (.000)		
Home: 0-0, Away: 0-0, Neutral: 0-1		
Date	Location	W/L
3/18/94	Edwardsville, Ill.	L, 10-3

Northern Colorado		
Overall: 1-1 (.500)		
Home: 0-0, Away: 0-0, Neutral: 1-1		
Date	Location	W/L
2/12/06	Hammond, La.	W, 7-2
2/11/12	Hammond, La.	L, 8-6

Northern Illinois		
Overall: 0-3 (.000)		
Home: 0-0, Away: 0-0, Neutral: 0-3		
Date	Location	W/L
2/23/97	Monroe, La.	L, 10-1
3/2/03	Evansville, Ind.	L, 8-7
2/11/12	Hammond, La.	L, 7-5

Northern Iowa		
Overall: 1-4 (.200)		
Home: 0-0, Away: 0-0, Neutral: 1-4		
Date	Location	W/L
3/7/98	Cape Girardeau, Mo.	L, 21-3
3/7/98	Cape Girardeau, Mo.	L, 14-2
3/28/98	Carbondale, Ill.	L, 9-3
3/2/08	Martin, Tenn.	L, 10-2
2/25/11	Chattanooga, Tenn.	W, 2-0

Northridge		
Overall: 1-1 (.500)		
Home: 0-0, Away: 1-1, Neutral: 0-0		
Date	Location	W/L
3/12/07	Northridge, Calif.	W, 5-3
3/12/07	Northridge, Calif.	L, 2-0

North Texas		
Overall: 1-0 (1.000)		
Home: 0-0, Away: 0-0, Neutral: 1-0		
Date	Location	W/L
2/28/04	Chattanooga, Tenn.	W, 5-1

Northwestern State		
Overall: 1-1 (.500)		
Home: 0-0, Away: 1-1, Neutral: 0-0		
Date	Location	W/L
2/23/07	Natchitoches, La.	L, 4-2
2/25/07	Natchitoches, La.	W, 7-5

Notre Dame		
Overall: 0-1 (.000)		
Home: 0-0, Away: 0-0, Neutral: 0-1		
Date	Location	W/L
2/26/99	Chattanooga, Tenn.	L, 8-0

Oakland University		
Overall: 4-0 (1.000)		
Home: 1-0, Away: 0-0, Neutral: 3-0		
Date	Location	W/L
4/4/92	Owensboro, Ky.	W
2/22/04	Martin, Tenn.	W, 9-8
3/4/07	Chattanooga, Tenn.	W, 7-4
2/27/10	Chattanooga, Tenn.	W, 7-0

Ohio State		
Overall: 1-0 (1.000)		
Home: 0-0, Away: 0-0, Neutral: 1-0		
Date	Location	W/L
2/19/11	Mobile, Ala.	W, 7-6

Pennsylvania		
Overall: 1-2 (.333)		
Home: 0-0, Away: 0-0, Neutral: 1-2		
Date	Location	W/L
3/15/02	Winter Park, Fla.	W, 13-2
3/9/08	Orlando, Fla.	L, 4-1
3/11/08	Orlando, Fla.	L, 6-4

Providence		
Overall: 1-2 (.333)		
Home: 0-0, Away: 0-0, Neutral: 1-2		
Date	Location	W/L
3/14/96	Orlando, Fla.	L, 4-3 (8)
3/9/97	Orlando, Fla.	L, 3-0
3/17/00	Rock Hill, S.C.	W, 3-2

Purdue		
Overall: 0-2 (.000)		
Home: 0-0, Away: 0-0, Neutral: 0-2		
Date	Location	W/L
5/16/09	Louisville, Ky.	L, 6-2
2/24/12	Chattanooga, Tenn.	L, 12-5

Quincy (Ill.)		
Overall: 0-1 (.000)		
Home: 0-0, Away: 0-0, Neutral: 0-1		
Date	Location	W/L
3/18/94	Edwardsville, Ill.	L, 2-1

Radford		
Overall: 1-0 (1.000)		
Home: 0-0, Away: 0-0, Neutral: 1-0		
Date	Location	W/L
3/27/09	Chattanooga, Tenn.	W, 9-1

Rhode Island		
Overall: 4-0 (1.000)		
Home: 0-0, Away: 0-0, Neutral: 4-0		
Date	Location	W/L
3/9/97	Orlando, Fla.	W, 6-0
3/18/99	Orlando, Fla.	W, 3-2
3/10/03	Osceola, Fla.	W, 1-0
2/27/09	Chattanooga, Tenn.	W, 2-1

Rider		
Overall: 1-1 (.500)		
Home: 0-0, Away: 1-0, Neutral: 0-1		
Date	Location	W/L
3/15/99	Orlando, Fla.	L, 2-1
3/13/05	Kissimmee, Fla.	W, 5-0

Sacred Heart		
Overall: 0-1 (.000)		
Home: 0-0, Away: 0-0, Neutral: 0-1		
Date	Location	W/L
3/8/08	Osceola, Fla.	L, 4-3

Saint Augustine		
Overall: 1-0 (1.000)		
Home: 0-0, Away: 0-0, Neutral: 1-0		
Date	Location	W/L
3/19/93	Jacksonville, Ala.	W, 3-0

Saint Francis		
Overall: 1-0		
Home: 0-0, Away: 0-0, Neutral: 1-0		
Date	Location	W/L
3/5/11	Fort Meyers, Fla.	W, 5-2

Saint John's		
Overall: 0-1		
Home: 0-0, Away: 0-0, Neutral: 0-1		
Date	Location	W/L
3/6/11	Fort Meyers, Fla.	L, 9-7

Saint Joseph		
Overall: 1-0 (1.000)		
Home: 0-0, Away: 0-0, Neutral: 1-0		
Date	Location	W/L
3/10/03	Osceola, Fla.	W, 1-0

Saint Louis		
Overall: 18-18 (.500)		
Home: 9-7, Away: 3-10, Neutral: 4-1		
Date	Location	W/L
3/16/95	Orlando, Fla.	W, 8-2
4/26/97	Martin, Tenn.	W, 6-0
4/26/97	Martin, Tenn.	W, 1-0
3/27/98	Carbondale, Ill.	W, 6-1
3/29/98	St. Louis, Mo.	W, 8-1
3/29/98	St. Louis, Mo.	W, 10-3
4/22/98	Martin, Tenn.	W, 9-0
4/22/98	Martin, Tenn.	W, 3-2
3/1/01	Martin, Tenn.	L, 4-3
3/1/01	Martin, Tenn.	L, 3-2
3/2/01	Louisville, Ky.	L, 6-0
3/20/01	St. Louis, Mo.	L, 2-1
3/20/01	St. Louis, Mo.	L, 7-1
2/23/02	Martin, Tenn.	L, 4-0
4/9/02	Martin, Tenn.	L, 2-1
4/9/02	Martin, Tenn.	L, 5-1
4/29/02	St. Louis, Mo.	L, 3-0
4/29/02	St. Louis, Mo.	L, 3-2
4/1/03	Martin, Tenn.	L, 1-0
4/1/03	Martin, Tenn.	L, 5-4
4/9/03	St. Louis, Mo.	L, 4-1
4/9/03	St. Louis, Mo.	L, 2-0
2/21/04	Martin, Tenn.	W, 2-1
4/6/04	St. Louis, Mo.	L, 5-4
4/6/04	St. Louis, Mo.	L, 9-8
4/19/05	St. Louis, Mo.	L, 1-0
4/19/05	St. Louis, Mo.	L, 3-2
4/12/06	Martin, Tenn.	W, 3-0
4/12/06	Martin, Tenn.	W, 1-0
5/2/06	St. Louis, Mo.	W, 6-2
4/4/07	Martin, Tenn.	W, 3-1
4/4/07	Martin, Tenn.	W, 3-0
2/16/08	Hammond, La.	W, 4-3
2/20/10	Hammond, La.	W, 9-0 (5)
2/13/11	Hammond, La.	W, 11-3
2/17/12	Fort Myers, Fla.	W, 3-0

Saint Peter's		
Overall: 1-0 (1.000)		
Home: 9-7, Away: 3-10, Neutral: 2-1		
Date	Location	W/L
3/15/10	Kissimmee, Fla.	W, 14-5 (5)

Saint Xavier		
Overall: 0-1 (.000)		
Home: 0-0, Away: 0-0, Neutral: 0-1		
Date	Location	W/L
3/15/96	Orlando, Fla.	L, 2-1

Samford		
Overall: 6-7 (.462)		
Home: 4-2, Away: 2-4, Neutral: 0-1, OVCT: 0-1		
Date	Location	W/L
3/27/04	Martin, Tenn.	W, 6-0
3/27/04	Martin, Tenn.	L, 1-0
3/28/04	Martin, Tenn.	W, 3-0
5/2/05	Birmingham, Ala.	L, 1-0
5/2/05	Birmingham, Ala.	W, 4-0
5/3/05	Birmingham, Ala.	L, 3-2
5/6/06	Martin, Tenn.	W, 5-2
5/6/06	Martin, Tenn.	W, 2-0
5/7/06	Martin, Tenn.	L, 3-1
4/6/07	Birmingham, Ala.	L, 3-1
4/6/07	Birmingham, Ala.	L, 5-3
4/7/07	Birmingham, Ala.	W, 7-2
5/11/07	Cookeville, Tenn.	L, 4-1
5/3/08	Martin, Tenn.	L, 5-3
5/3/08	Martin, Tenn.	L, 2-1
5/4/08	Martin, Tenn.	L, 2-1

San Diego		
Overall: 1-1 (.500)		
Home: 0-0, Away: 1-1, Neutral: 0-0		
Date	Location	W/L
3/11/07	San Diego, Calif.	L, 5-3
3/11/07	San Diego, Calif.	L, 4-3

Southeastern Louisiana	
------------------------	--

STARTING LINEUP

SKYHAWK ROSTER

COACHING STAFF

SEASON PREVIEW

2012 REVIEW

RECORD BOOK

THIS IS UT MARTIN

2/12/11 Mobile, Ala. L, 7-5

Southeast Missouri Overall: 32-51 (.385)

Home: 12-22, Away: 15-23, Neutral: 3-6, OVCT: 5-5

Date	Location	W/L
1986	Martin, Tenn.	L, 11-0
1986	Martin, Tenn.	L, 10-3
1986	Cape Girardeau, Mo.	L, 7-0
1986	Cape Girardeau, Mo.	L, 10-5
3/24/92	Martin, Tenn.	W
3/24/92	Martin, Tenn.	L
4/14/92	Cape Girardeau, Mo.	W
4/14/92	Cape Girardeau, Mo.	L
4/24/92	Cape Girardeau, Mo.	L, 5-0
3/29/93	Martin, Tenn.	L, 6-0
4/20/93	Cape Girardeau, Mo.	L, 3-2
4/20/93	Cape Girardeau, Mo.	L, 4-3
3/22/94	Martin, Tenn.	L, 8-0
3/22/94	Martin, Tenn.	W, 6-5
4/19/94	Cape Girardeau, Mo.	L, 2-0
4/19/94	Cape Girardeau, Mo.	W, 2-0
3/22/95	Martin, Tenn.	L, 3-0
3/22/95	Martin, Tenn.	L, 2-1
4/25/95	Cape Girardeau, Mo.	W, 6-4
4/25/95	Cape Girardeau, Mo.	L, 3-1
3/10/96	Orlando, Fla.	L, 5-0
4/10/96	Martin, Tenn.	L, 5-3
4/10/96	Martin, Tenn.	L, 7-0
4/16/96	Cape Girardeau, Mo.	L, 7-0
4/16/96	Cape Girardeau, Mo.	L, 11-1
5/4/96	Murfreesboro, Tenn.	L, 1-0
3/26/97	Cape Girardeau, Mo.	L, 4-0
3/26/97	Cape Girardeau, Mo.	L, 7-2
5/3/97	Morehead, Ky.	L, 2-1
3/28/98	Carbondale, Ill.	L, 2-0
4/14/98	Martin, Tenn.	L, 8-0
4/14/98	Martin, Tenn.	W, 2-0
4/6/99	Martin, Tenn.	L, 8-0
4/6/99	Martin, Tenn.	L, 12-5
5/1/99	Martin, Tenn.	L, 5-0
4/11/00	Cape Girardeau, Mo.	W, 3-0
4/11/00	Cape Girardeau, Mo.	L, 4-0
5/2/00	Martin, Tenn.	L, 8-2
5/2/00	Martin, Tenn.	L, 1-0
4/10/01	Cape Girardeau, Mo.	L, 2-0
4/10/01	Cape Girardeau, Mo.	L, 11-3
4/25/01	Martin, Tenn.	L, 3-2
4/25/01	Martin, Tenn.	L, 5-2
4/16/02	Martin, Tenn.	L, 3-2
4/16/02	Martin, Tenn.	W, 2-1
4/27/02	Cape Girardeau, Mo.	W, 5-1
4/27/02	Cape Girardeau, Mo.	L, 5-1
5/4/02	Richmond, Ky.	W, 4-1
4/26/03	Cape Girardeau, Mo.	L, 3-0
4/26/03	Cape Girardeau, Mo.	L, 5-4
4/27/03	Cape Girardeau, Mo.	W, 5-1
4/27/04	Cape Girardeau, Mo.	L, 5-4
4/27/04	Cape Girardeau, Mo.	W, 3-2
5/13/04	Richmond, Ky.	W, 9-6
3/19/05	Martin, Tenn.	W, 5-2
3/19/05	Martin, Tenn.	W, 2-0
3/20/05	Martin, Tenn.	L, 6-3
5/12/05	Jacksonville, Ala.	W, 3-2
5/13/05	Jacksonville, Ala.	L, 4-1
3/25/06	Cape Girardeau, Mo.	W, 2-1
3/25/06	Cape Girardeau, Mo.	L, 2-1
3/26/06	Cape Girardeau, Mo.	L, 3-1
5/11/06	Cookeville, Tenn.	L, 3-0
4/21/07	Martin, Tenn.	L, 3-1
4/21/07	Martin, Tenn.	W, 4-2
4/22/07	Martin, Tenn.	L, 6-5
4/26/08	Cape Girardeau, Mo.	L, 6-5
4/26/08	Cape Girardeau, Mo.	W, 5-2
4/27/08	Cape Girardeau, Mo.	W, 7-5
4/10/09	Martin, Tenn.	W, 2-1
4/10/09	Martin, Tenn.	W, 8-2
4/11/09	Cape Girardeau, Mo.	L, 4-3
5/9/09	Jacksonville, Ala.	W, 3-2 (8)
5/9/09	Jacksonville, Ala.	W, 4-1
5/1/10	Cape Girardeau, Mo.	W, 4-3 (8)
5/1/10	Cape Girardeau, Mo.	W, 5-1
5/2/10	Cape Girardeau, Mo.	W, 3-1
3/30/11	Cape Girardeau, Mo.	L, 5-4
3/30/11	Cape Girardeau, Mo.	W, 7-1
4/7/11	Martin, Tenn.	W, 7-2
3/21/12	Martin, Tenn.	W, 5-4 (9)
3/21/12	Martin, Tenn.	W, 2-1
3/29/12	Cape Girardeau, Mo.	W, 3-2

Southern Overall: 4-1 (.800)

Home: 0-0, Away: 0-0, Neutral: 4-1

Date	Location	W/L
2/11/06	Hammond, La.	W, 5-2
2/11/07	Hammond, La.	W, 9-1

2/16/08 Hammond, La. L, 7-7

2/13/09 Hammond, La. W, 9-1

2/12 Hammond, La. W, 9-1

Southern Illinois Overall: 5-12 (.294)

Home: 1-5, Away: 3-6, Neutral: 0-1

Date	Location	W/L
3/27/98	Carbondale, Ill.	L, 10-2
4/8/03	Carbondale, Ill.	L, 4-1
4/8/03	Carbondale, Ill.	L, 8-0
4/1/04	Martin, Tenn.	L, 10-0
4/1/04	Martin, Tenn.	L, 6-2
3/29/06	Carbondale, Ill.	L, 3-0
3/29/06	Carbondale, Ill.	L, 6-3
4/18/07	Martin, Tenn.	L, 4-0
4/18/07	Martin, Tenn.	L, 9-0
2/23/08	Murfreesboro, Tenn.	L, 14-1
4/22/08	Carbondale, Ill.	W, 2-1
4/22/08	Carbondale, Ill.	W, 4-3
4/15/09	Martin, Tenn. (No. 24)	W, 10-4
3/24/10	Carbondale, Ill.	W, 4-2
3/24/10	Carbondale, Ill.	L, 9-3
4/14/11	Martin, Tenn.	L, 6-0
4/10/12	Martin, Tenn.	W, 8-7 (8)

SIU Edwardsville Overall: 7-6 (.538)

Home: 3-3, Away: 2-2, Neutral: 0-2 OVCT: 1-0

Date	Location	W/L
1986	Martin, Tenn.	L, 3-2
1986	Martin, Tenn.	L, 19-2
1986	Cape Girardeau, Mo.	L, 10-0
3/19/94	Edwardsville, Ill.	L, 8-5
4/18/09	Martin, Tenn.	L, 3-0
4/18/09	Martin, Tenn.	W, 5-2
4/30/11	Edwardsville, Ill.	L, 10-2
4/30/11	Edwardsville, Ill.	W, 3-2
5/1/11	Edwardsville, Ill.	W, 2-1
5/13/11	Charleston, Ill.	W, 2-0
3/10/12	Martin, Tenn.	W, 9-3
3/10/12	Martin, Tenn.	W, 7-6
3/11/12	Martin, Tenn.	W, 4-3

Southern Indiana Overall: 2-0 (1.000)

Home: 0-0, Away: 2-0, Neutral: 0-0

Date	Location	W/L
4/2/92	Evansville, Ind.	W
4/2/92	Evansville, Ind.	W

Southern Miss Overall: 0-1 (.000)

Home: 0-0, Away: 0-0, Neutral: 0-1

Date	Location	W/L
2/12/05	Oxford, Miss.	L, 6-1

Southwest Baptist Overall: 1-0 (1.000)

Home: 0-0, Away: 0-0, Neutral: 1-0

Date	Location	W/L
3/19/94	Edwardsville, Ill.	W, 2-0

Stetson Overall: 0-1 (.000)

Home: 0-0, Away: 0-0, Neutral: 0-1

Date	Location	W/L
3/24/01	Atlanta, Ga.	L, 7-0

Stony Brook Overall: 0-0-1 (.000)

Home: 0-0, Away: 0-0, Neutral: 0-0-1

Date	Location	W/L
3/16/98	Orlando, Fla.	T, 4-4

Syracuse Overall: 0-1 (.000)

Home: 0-0, Away: 0-0, Neutral: 0-1

Date	Location	W/L
2/25/06	Murfreesboro, Tenn.	L, 6-3

Temple Overall: 0-1 (.000)

Home: 0-0, Away: 0-0, Neutral: 0-1

Date	Location	W/L
3/13/97	Orlando, Fla.	L, 3-2

Tennessee Overall: 0-1 (.000)

Home: 0-0, Away: 0-1, Neutral: 0-0

Date	Location	W/L
4/17/98	Knoxville, Tenn.	L, 8-0

Tennessee State Overall: 53-6 (.898)

Home: 22-2, Away: 27-4, Neutral: 4-0, OVCT: 1-0

Date	Location	W/L
1987	Florence, Ala.	W, 17-0
3/15/94	Nashville, Tenn.	W, 6-1
3/15/94	Nashville, Tenn.	W, 16-0
4/16/94	Martin, Tenn.	W, 11-0
4/16/94	Martin, Tenn.	W, 9-2
4/23/94	Clarksville, Tenn.	W, 15-1
3/5/95	Martin, Tenn.	W, 9-1

3/5/95 Martin, Tenn. W, 6-1

3/10/95 Troy, Ala. W, 9-0

3/11/95 Troy, Ala. W, 4-3

3/23/96 Nashville, Tenn. W, 9-0

3/23/96 Nashville, Tenn. L, 6-5

4/4/96 Martin, Tenn. W, 15-0

4/4/96 Martin, Tenn. W, 6-3

4/19/97 Nashville, Tenn. W, 8-0

4/19/97 Nashville, Tenn. W, 4-3

4/24/98 Nashville, Tenn. W, 3-1

4/24/98 Nashville, Tenn. W, 9-6

4/16/99 Martin, Tenn. L, 12-1

4/16/99 Martin, Tenn. L, 7-1

3/28/00 Nashville, Tenn. W, 10-4

3/28/00 Nashville, Tenn. W, 9-1

4/26/00 Martin, Tenn. W, 8-2

4/4/01 Martin, Tenn. W, 4-3

4/4/01 Martin, Tenn. W, 3-1

4/12/01 Nashville, Tenn. L, 2-1

4/12/01 Nashville, Tenn. W, 9-4

3/26/02 Martin, Tenn. W, 2-0

3/26/02 Martin, Tenn. W, 5-0

4/11/02 Nashville, Tenn. W, 1-0

3/22/03 Nashville, Tenn. L, 4-1

3/22/03 Nashville, Tenn. W, 5-0

3/23/03 Nashville, Tenn. W, 2-1

4/24/04 Nashville, Tenn. W, 3-0

4/24/04 Nashville, Tenn. W, 3-1

4/25/04 Nashville, Tenn. W, 4-3

3/25/05 Nashville, Tenn. W, 9-3

3/25/05 Nashville, Tenn. W, 3-0

3/26/05 Nashville, Tenn. W, 9-0

4/1/06 Martin, Tenn. W, 6-1

4/1/06 Martin, Tenn. W, 10-2

4/2/06 Martin, Tenn. W, 2-1

5/5/07 Nashville, Tenn. W, 4-3

5/5/07 Nashville, Tenn. W, 3-0

5/6/07 Nashville, Tenn. W, 4-0

4/19/08 Martin, Tenn. W, 2-0

4/19/08 Martin, Tenn. W, 6-4

4/20/08 Martin, Tenn. W, 3-2

4/4/09 Nashville, Tenn. L, 5-4 (8)

4/4/09 Nashville, Tenn. W, 11-3

4/5/09 Nashville, Tenn. W, 4-2

4/25/10 Martin, Tenn. W, 7-0

4/25/10 Martin, Tenn. W, 9-0 (6)

3/19/11 Nashville, Tenn. W, 6-4

3/19/11 Nashville, Tenn. W, 12-4

3/20/11 Nashville, Tenn. W, 6-3

3/31/12 Martin, Tenn. W, 10-1 (5)

3/31/12 Martin, Tenn. W, 5-3

4/1/12 Martin, Tenn. W, 9-1 (6)

Tennessee Tech Overall: 21-41 (.338)

Home: 9-19, Away: 9-17, Neutral: 1-3 OVCT: 4-5

Date	Location	W/L
4/25/92	Cape Girardeau, Mo.	L, 6-5 (8)
4/4/93	Martin, Tenn.	L, 4-0
4/4/93	Martin, Tenn.	L, 4-1
4/11/93	Cookeville, Tenn.	L, 7-2
4/11/93	Cookeville, Tenn.	W, 2-0
4/23/93	-	L, 5-0
4/9/95	Cookeville, Tenn.	L, 8-0
4/9/95	Cookeville, Tenn.	L, 5-0
4/28/96	Cookeville, Tenn.	L, 4-2
4/28/96	Cookeville, Tenn.	W, 5-1
5/4/96	Murfreesboro, Tenn.	W, 8-1
5/5/96	Murfreesboro, Tenn.	L, 5-3
3/31/97	Cookeville, Tenn.	L, 2-0
3/31/97	Cookeville, Tenn.	W, 4-3
4/12/97	Martin, Tenn.	L, 4-2 (9)
4/12/97	Martin, Tenn.	L, 13-0
4/17/99	Martin, Tenn.	L, 12-0
4/17/99	Martin, Tenn.	L, 16-0
4/29/00	Cookeville, Tenn.	L, 1-0
4/29/00	Cookeville, Tenn.	L, 8-4
4/29/00	Cookeville, Tenn.	L, 5-0
4/28/01	Martin, Tenn.	L, 8-0
4/28/01	Martin, Tenn.	L, 7-1
4/29/01	Martin, Tenn.	L, 2-0
4/20/02	Cookeville, Tenn.	L, 4-0
4/20/02	Cookeville, Tenn.	L, 2-1
4/21/02	Cookeville, Tenn.	L, 9-1
4/18/03	Martin, Tenn.	L, 3-2
4/18/03	Martin, Tenn.	L, 7-6
4/19/03	Martin, Tenn.	L, 10-1
4/3/04	Martin, Tenn.	L, 3-0
4/3/04	Martin, Tenn.	L, 2-0
4/4/04	Martin, Tenn.	W, 3-2
4/2/05	Martin, Tenn.	W, 2-1
4/2/05	Martin, Tenn.	L, 8-3
4/3/05	Martin, Tenn.	W, 2-1
4/8/06	Cookeville, Tenn.	L, 9-1
4/8/06	Cookeville, Tenn.	L, 5-2

4/8/06	Cookeville, Tenn.	L, 4-0
3/24/07	Martin, Tenn.	L, 6-4
3/24/07	Martin, Tenn.	L, 6-3
3/25/07	Martin, Tenn.	W, 2-1
5/10/07	Cookeville, Tenn.	L, 6-0
4/6/08	Cookeville, Tenn.	L, 3-0
4/6/08	Cookeville, Tenn.	W, 2-1 (9)
4/25/09	Martin, Tenn.	W, 7-4
4/25/09	Martin, Tenn.	L, 1-0
4/26/09	Martin, Tenn.	W, 5-0
5/7/09	Jacksonville, Ala.	L, 1-0
5/9/09	Jacksonville, Ala.	W, 4-2
4/10/10	Cookeville, Tenn.	W, 9-1 (5)
4/10/10	Cookeville, Tenn.	W, 3-2
4/11/10	Cookeville, Tenn.	L, 6-0
5/15/10	Martin, Tenn.	W, 2-1
5/7/11	Martin, Tenn.	L, 5-4
5/7/11	Martin, Tenn.	W, 3-2
5/8/11	Martin, Tenn.	W, 1-0
3/17/12	Cookeville, Tenn.	W, 6-0
3/17/12	Cookeville, Tenn.	W, 6-0
3/18/12	Cookeville, Tenn.	W, 3-1
5/12/12	Martin, Tenn.	L, 2-1
5/12/12	Martin, Tenn.	W, 6-2

Texas-Arlington		Overall: 0-2 (.000)
Home: 0-0, Away: 0-1, Neutral: 0-1		
Date	Location	W/L
3/18/99	Orlando, Fla.	L, 4-1
2/21/09	Dallas, Texas	L, 5-3 (8)

Texas Southern		Overall: 1-0 (1.000)
Home: 0-0, Away: 0-0, Neutral: 1-0		
Date	Location	W/L
2/22/09	Dallas, Texas	W, 10-2

Toledo		Overall: 2-3 (.400)
Home: 0-0, Away: 0-0, Neutral: 1-3		
Date	Location	W/L
3/31/95	Atlanta, Ga.	L, 6-0
3/2/01	Louisville, Ky.	L, 2-1
3/4/07	Chattanooga, Tenn.	W, 13-8
3/6/09	Atlanta, Ga.	W, 2-1
2/25/11	Chattanooga, Tenn.	L, 4-3

Troy		Overall: 2-7 (.222)
Home: 0-0, Away: 0-2, Neutral: 2-4, GST: 1-0		
Date	Location	W/L
1986	Florence, Ala.	L, 9-8
1986	Florence, Ala.	W, 13-3
1987	Florence, Ala.	W, 8-1

4/17/92	Columbus, Miss.	L
3/10/95	Troy, Ala.	L, 9-1
3/11/95	Troy, Ala.	L, 6-2
4/1/95	Atlanta, Ga.	L, 2-0
3/3/02	Atlanta, Ga.	L, 7-2
2/9/07	Hammonds, La.	L, 5-2

Tulsa		Overall: 0-2 (.000)
Home: 0-0, Away: 0-0, Neutral: 0-2		
Date	Location	W/L
2/21/97	Monroe, La.	L, 8-2
2/14/97	Oxford, Miss.	L, 7-2

Valparaiso		Overall: 2-1 (.666)
Home: 0-0, Away: 0-0, Neutral: 2-1		
Date	Location	W/L
3/16/95	Orlando, Fla.	W, 4-3
3/13/96	Orlando, Fla.	W, 6-3
2/25/12	Chattanooga, Tenn.	L, 8-4

Vermont		Overall: 0-1 (.000)
Home: 0-0, Away: 0-0, Neutral: 0-1		
Date	Location	W/L
3/19/99	Orlando, Fla.	L, 9-3

Wagner		Overall: 2-0 (1.000)
Home: 0-0, Away: 0-0, Neutral: 2-0		
Date	Location	W/L
3/12/02	Winter Park, Fla.	W, 8-2
3/13/06	Kissimmee, Fla.	W, 2-1

Wayne State		Overall: 1-3 (.250)
Home: 0-0, Away: 0-0, Neutral: 1-3		
Date	Location	W/L
4/3/92	Owensboro, Ky.	L
4/4/92	Owensboro, Ky.	W
4/5/92	Owensboro, Ky.	L
4/5/92	Owensboro, Ky.	L

West Alabama		Overall: 1-0 (1.000)
Home: 0-0, Away: 0-0, GST: 1-0		
Date	Location	W/L
1986	Florence, Ala.	W, 17-2

West Georgia		Overall: 4-0 (1.000)
Home: 0-0, Away: 0-0, Neutral: 2-0, GST: 2-0		
Date	Location	W/L
1987	Martin, Tenn.	W, 7-4
1987	Martin, Tenn.	W, 2-1
3/20/93	Jacksonville, Ala.	W, 6-1
3/12/94	Jacksonville, Ala.	W, 8-0

Western Kentucky		Overall: 4-8 (.333)
Home: 0-3, Away: 2-4, Neutral: 1-2		
Date	Location	W/L
3/8/00	Bowling Green, Ky.	L, 2-1
3/8/00	Bowling Green, Ky.	L, 6-4
4/2/00	Martin, Tenn.	L, 19-2
3/28/02	Martin, Tenn.	L, 4-3
3/28/02	Martin, Tenn.	L, 2-1
3/5/03	Bowling Green, Ky.	L, 2-1
3/5/03	Bowling Green, Ky.	W, 5-3
3/5/05	Bowling Green, Ky.	L, 8-7
3/6/05	Bowling Green, Ky.	W, 4-3
3/7/09	Atlanta, Ga.	L, 4-1
3/7/10	Atlanta, Ga.	W, 5-3
3/4/12	Atlanta, Ga.	W, 5-4

Wichita State		Overall: 0-1 (.000)
Home: 0-0, Away: 0-0, Neutral: 0-1		
Date	Location	W/L
3/30/96	Marietta, Ga.	L, 6-0

Winthrop		Overall: 0-2 (.000)
Home: 0-0, Away: 0-0, Neutral: 0-1		
Date	Location	W/L
3/6/09	Atlanta, Ga.	L, 3-1
3/6/10	Atlanta, Ga.	L, 5-3

Wisconsin-Green Bay		Overall: 1-1 (.500)
Home: 0-0, Away: 0-0, Neutral: 1-1		
Date	Location	W/L
3/14/95	Orlando, Fla.	L, 3-2
3/18/95	Orlando, Fla.	W, 5-4
2/28/04	Chattanooga, Tenn.	L, 11-6

Yale		Overall: 3-2 (.600)
Home: 0-0, Away: 0-0, Neutral: 3-2		
Date	Location	W/L
3/10/97	Orlando, Fla.	L, 7-1
3/15/98	Orlando, Fla.	L, 3-2 (8)
3/15/04	Kissimmee, Fla.	W, 3-2
3/15/05	Kissimmee, Fla.	W, 3-1
3/9/08	Orlando, Fla.	W, 8-3

Youngstown State		Overall: 2-1 (.667)
Home: 0-0, Away: 0-0, Neutral: 2-1		
Date	Location	W/L
3/14/02	Winter Park, Fla.	W, 4-3
3/14/03	Osceola, Fla.	W, 5-2
3/14/05	Kissimmee, Fla.	L, 3-1

Akron	3-0	Eastern Kentucky	30-36	Manhattan	1-2	Rhode Island	4-0
Alabama	0-1	East Tennessee State	2-2	Marist	2-1	Rider	1-1
Alabama State	2-0	Evansville	7-13	Marshall	0-1	Sacred Heart	0-1
Alcorn State	3-1	Fairfield	4-2	Maryland	1-2	San Diego	0-2
Arkansas	0-2	Farleigh Dickinson	3-0	Memphis	4-5	Saint Augustine	1-0
Arkansas Pine Bluff	1-0	Faulkner	2-1	Mercer	1-0	Saint Francis	1-0
Arizona	0-1	Florida A&M	1-0	Mid-Continent	6-0	St. John's	0-1
Army	3-0	Florida Atlantic	1-0	Middle Tennessee	11-25-1	Saint Joseph	1-0
Austin Peay	57-25	Florida Gulf Coast	0-1	Minnesota	0-1	Saint Louis	17-18
Ball State	1-1	Furman	1-0	Mississippi	1-5	Saint Peter's	1-0
Belhaven	1-0	George Mason	1-1	Mississippi State	0-2	Saint Xavier	0-1
Belmont	15-6	Georgetown	1-0	Mississippi Valley State	5-2	Samford	6-10
Binghamton	1-0	George Washington	1-0	Missouri	0-2	Southeast Missouri	32-51
Birmingham-Southern	1-0	Georgia	0-3	Missouri-Kansas City	2-0	Southeastern Louisiana	3-3
Boston College	0-1	Georgia State	1-3	Monmouth	1-1	Southern	4-1
Bowling Green	1-1	Georgia Tech	1-6	Morehead State	45-16	Southern Mississippi	0-1
Bradley	2-2	Grambling	1-0	Murray State	9-3	Southwest Baptist	1-0
Bucknell	2-0	Houston Baptist	1-0	Niagara	1-0	Southern Illinois	5-12
Buffalo	2-0	Illinois-Chicago	0-2	Nicholls State	2-3	SIU Edwardsville	4-2
Butler	2-2	Illinois State	0-1	North Alabama	1-1-1	Stetson	0-1
Campbell	0-1	Indiana	2-1	North Carolina	0-1	Stony Brook	0-0-1
Central Connecticut State	2-0	Indiana State	2-7	North Dakota State	0-1	Syracuse	0-1
Central Florida	0-1	IPFW	2-0	UNC Greensboro	1-0	Tennessee	0-1
Central Arkansas	1-1	IUPUI	2-1	UNC Wilmington	0-1	Tennessee State	53-6
Central Missouri	0-1	Iona	1-0	North Florida	0-1	Tennessee Tech	21-41
Chattanooga	4-10	Iowa State	1-2	North Texas	1-0	Temple	0-1
Cleveland State	2-1	Jackson State	3-1	Northridge	1-1	Texas Arlington	0-2
Coastal Carolina	1-0	Jacksonville State	12-32	Northern Colorado	1-1	Texas Southern	1-0
College of Charleston	0-1	Kansas	1-0	Northern Illinois	0-3	Toledo	3-2
Colgate	4-1	Kennesaw State	0-2	Northern Iowa	1-4	Troy State	0-5
Colorado State	0-2	Kent State	0-1	Northeast Missouri	0-1	Tulsa	0-2
Columbia	1-0	Kentucky Wesleyan	0-1	Northeastern Illinois	2-3	Valparaiso	2-1
Columbus	1-0	Lafayette	1-2	Northwestern State	1-1	Vermont	0-1
Creighton	0-2	Lambuth	3-1	Notre Dame	0-1	Wagner	2-0
Dakota Wesleyan	1-0	Liberty	0-1	Oakland	2-0	West Georgia	2-0
Dayton	2-1	Lipscomb	3-8	Ohio State	1-0	Western Kentucky	4-8
Delaware	1-0	Louisiana-Monroe	1-1	Pennsylvania	1-2	Wisconsin-Green Bay	1-2
Drake	0-1	Louisiana Tech	0-1	Providence	1-2	Wichita State	0-1
Drexel	1-0	Louisville	0-3	Purdue	0-2	Winthrop	0-2
East Carolina	0-1	Loyola	3-2	Quincy	0-1	Yale	3-2
Eastern Illinois	25-27	Maine	1-4	Radford	1-0	Youngstown State	2-1

STARTING LINEUP

SKYHAWK ROSTER

COACHING STAFF

SEASON PREVIEW

2012 REVIEW

RECORD BOOK

THIS IS UT MARTIN

1986
Mellanie Surratt
Overall: 19-16 • GSC: N/A

Date	Team	Result
	Austin Peay	W, 4-3
	Austin Peay	W, 7-6
	at Cumberland	W, 9-8
	at Cumberland	W, 6-0
	1-vs. Mississippi Univ. for Women	L, 2-0
	1-vs. Troy	L, 9-8
	1-vs. Mississippi College	W, 12-5
	Southeast Missouri	L, 11-0
	Southeast Missouri	L, 10-3
	North Alabama	W, 2-1
	North Alabama	L, 17-4
	2-at Mississippi Univ. for Women	L, 11-1
	2-vs. Delta State	W, 11-8
	2-vs. Livingston	W, 9-3
	2-vs. Mississippi College	L, 6-2
	2-vs. North Alabama	W, 4-1
	Arkansas State	W, 8-3
	Arkansas State	W, 12-3
	at Southeast Missouri	L, 7-0
	at Southeast Missouri	L, 10-5
	at Arkansas State	L, 7-6
	SIU Edwardsville	L, 3-2
	SIU Edwardsville	L, 19-2
	at North Alabama	L, 4-3
	at North Alabama	W, 8-1
	3-vs. Mississippi Univ. for Women	L, 5-1
	3-vs. SIU Edwardsville	L, 10-0
	3-vs. Akron	L, 16-0
	3-vs. Mississippi College	L, 3-2
	at Austin Peay	W, 3-1
	at Austin Peay	L, 6-5
	4-vs. West Alabama	W, 16-2
	4-vs. Troy	W, 13-3
	4-vs. Delta State	W, 9-4
	4-at North Alabama	L, 12-6

- 1-North Alabama Tournament, Florence, Ala.
 2-Mississippi Univ. for Women Tournament, Columbus, Miss.
 3-Southeast Missouri Riverboat Tournament, Cape Girardeau, Mo.
 4-Gulf South Conference Tournament, Florence, Ala.

1987
Mellanie Surratt
Overall: 12-12 • GSC: N/A

Date	Team	Result
	Bellarmine	W, 5-0
	Bellarmine	L, 19-3
	1-vs. Tennessee State	W, 17-0
	1-vs. Troy	W, 6-5
	1-at North Alabama	L, 8-1
	1-vs. Livingston	L, 12-1
	1-vs. Mississippi Univ. for Women	W, 5-4
	2-vs. Arkansas State	W, 7-3
	2-at Mississippi Univ. for Women	L, 6-0
	2-Mississippi College	L, 13-1
	2-vs. Livingston	L, 6-5
	Martin Methodist	W, 7-4
	Martin Methodist	W, 13-11
	at North Alabama	L, 1-0
	at North Alabama	L, 5-4
	Austin Peay	W, 3-2
	Austin Peay	L, 3-0
	at Martin Methodist	L, 6-5
	at Martin Methodist	W, 7-4
	3-vs. West Georgia	W, 7-4
	3-vs. Mississippi College	L, 10-9
	3-vs. West Alabama	W, 10-2
	3-vs. West Georgia	W, 2-1
	3-vs. Mississippi College	L, 6-5

- 1-North Alabama Invitational, Florence, Ala.
 2-Mississippi Univ. for Women Tournament, Columbus, Miss.
 3-Gulf South Conference Tournament, Martin, Tenn.

1988
Mellanie Surratt
Overall: 15-13 • GSC: N/A

Date	Team	Result
	1-vs. Jacksonville State	W
	1-vs. Troy	W
	1-vs. West Alabama	L
	1-vs. Mississippi College	L, 8-2

- 1-Gulf South Conference Tournament, Valdosta, Ga.

1989
Mellanie Surratt
Overall: N/A • GSC: N/A

**Complete results from the 1989 season were not available at the time of printing.*

1990
Mellanie Surratt
Overall: N/A • GSC: N/A

**Complete results from the 1990 season were not available at the time of printing.*

1991
Mellanie Surratt
Overall: 39-13 • GSC: 10-4

Date	Team	Result
3/1	1-at West Georgia	W, 7-2
3/2	1-vs. Saginaw Valley	L, 3-0
3/2	1-vs. Valdosta State	L, 5-1
3/7	at North Alabama	W, 4-1
3/7	at North Alabama	W, 6-1
3/19	Southeast Missouri	W, 1-0
3/19	Southeast Missouri	W, 4-0
3/20	at Southern Indiana	W, 5-1
3/20	at Southern Indiana	W, 4-0
3/22	2-at North Alabama	W, 12-10
3/22	2-vs. Martin Methodist	W, 5-0
3/23	2-vs. Mississippi College	W, 2-0
3/23	2-vs. West Georgia	W, 1-0
3/23	2-vs. Mississippi Univ. for Women	L, 1-0
3/25	at Freed-Hardeman	W, 6-0
3/25	at Freed-Hardeman	W, 10-0
3/26	Austin Peay	W, 7-4
3/26	Austin Peay	W, 10-0
3/27	Tennessee Tech	W, 18-4
3/27	Tennessee Tech	W, 3-0
3/27	Shawnee (Ill.)	W, 9-8
3/29	3-vs. Quincy (Ill.)	L, 9-8
3/29	3-vs. Western Illinois	L, 4-1
3/29	3-vs. Illinois	W, 6-0
3/30	3-at SIU Edwardsville	L, 4-1
3/30	3-Kentucky Wesleyan	W, 6-1
4/1	Freed-Hardeman	W, 10-0
4/1	Freed-Hardeman	W, 8-0
4/2	at Southeast Missouri	L, 8-1
4/2	at Southeast Missouri	L, 4-0
4/3	Cumberland	W, 4-0
4/3	Cumberland	W, 6-0
4/5	4-vs. Saginaw Valley	W, 2-1
4/6	4-vs. Grand Valley State	L, 3-0
4/6	4-vs. Saginaw Valley	W, 3-0 (10)
4/6	4-vs. Evansville	W, 8-0
4/7	4-vs. Grand Valley State	W, 3-1
4/7	4-vs. Wayne State	W, 2-1
4/7	4-vs. Wayne State	W, 3-1
4/10	North Alabama	W, 5-1
4/10	North Alabama	L, 4-2
4/15	at Austin Peay	W, 4-0
4/15	at Austin Peay	W, 4-0
4/16	Martin Methodist	W, 9-0
4/16	Martin Methodist	W, 2-0
4/17	Kentucky Wesleyan	L, 4-2
4/17	Kentucky Wesleyan	W, 2-0
4/20	5-vs. Valdosta State	W, 1-0
4/20	5-vs. Jacksonville State	W, 2-0
4/21	5-vs. Livingston	W, 2-1 (9)
4/21	5-vs. Livingston	L, 6-3
4/21	5-vs. Livingston	L, 13-3

- 1-West Georgia Invitational, Carrollton, Ga.
 2-North Alabama Invitational, Florence, Ala.
 3-SIU Edwardsville Invitational, Edwardsville, Ill.
 4-Kentucky Wesleyan Invitational, Owensboro, Ky.
 5-Gulf South Conference Tournament, Cleveland, Miss.

1992
Mellanie Surratt
Overall: 24-19

Date	Team	Result
3/3	at North Alabama	W
3/3	at North Alabama	W
3/17	Bellarmine	W
2/17	Bellarmine	L
3/20	1-vs. Mississippi Univ. for Women	W
3/20	1-vs. Martin Methodist College	L
3/20	1-vs. Huntingdon	L
3/21	1-vs. North Alabama	L
3/21	at Jacksonville State	L
3/24	Southeast Missouri	W

3/24	Southeast Missouri	L
3/26	at Austin Peay	W
3/26	at Austin Peay	W
3/27	2-at North Alabama	W
3/27	2-vs. Martin Methodist	W
3/28	2-vs. Jacksonville State	W
4/28	2-vs. Athens State	W
4/2	at Southern Indiana	W
4/2	at Southern Indiana	W
4/3	3-vs. Wayne State	L
4/3	3-vs. Athens State	L
4/4	3-at Kentucky Wesleyan	L
4/4	3-vs. Livingston	W
4/4	3-vs. Wayne State	W
4/4	3-vs. Oakland University	W
4/5	3-vs. Wayne State	L
4/5	3-vs. Wayne State	L
4/8	Austin Peay	W
4/8	Austin Peay	L
4/14	at Southeast Missouri	W
4/14	at Southeast Missouri	L
4/15	Kentucky Wesleyan	L
4/15	Kentucky Wesleyan	L
4/17	4-vs. Troy State	L
4/17	4-at Mississippi Univ. for Women	W
4/18	4-vs. Livingston	L
4/18	4-vs. Jacksonville State	W
4/18	4-vs. Mississippi College	W
4/24	5-at Southeast Missouri	L, 5-0
4/24	5-vs. Austin Peay	W, 2-0
4/25	5-vs. Morehead State	W, 10-1 (5)
4/25	5-vs. Tennessee Tech	L, 6-5 (8)
4/25	5-vs. Morehead State	W, 7-4

- 1-Jacksonville State Tournament, Jacksonville, Ala.
 2-North Alabama Tournament, Florence, Ala.
 3-Kentucky Wesleyan Invitational, Owensboro, Ky.
 4-Mississippi Univ. for Women Invitational, Columbus, Miss.
 5-Ohio Valley Conference Tournament

1993
Mellanie Surratt
Overall: 11-17 • OVC: 4-12

Date	Team	Result
3/10	at Kentucky Wesleyan	L, 5-4
3/12	at Lambuth	W, 4-2
3/12	at Lambuth	L, 5-1
3/19	1-vs. Columbus	W, 5-4
3/19	1-vs. North Alabama	L, 6-3
3/19	1-vs. Saint Augustine	W, 3-0
3/20	1-at Jacksonville State	W, 1-0
3/20	1-vs. West Georgia	W, 6-1
3/26	* at Austin Peay	L, 3-0
3/26	* at Austin Peay	W, 2-0
3/29	* Southeast Missouri	L, 6-0
4/4	* Tennessee Tech	L, 4-0
4/4	* Tennessee Tech	L, 4-1
4/9	* Austin Peay	L, 2-0
4/9	* Austin Peay	W, 3-0
4/10	* at Eastern Kentucky	L, 2-1
4/10	* at Eastern Kentucky	W, 6-2
4/10	* at Eastern Kentucky	L, 7-5
4/11	* at Tennessee Tech	L, 7-2
4/11	* at Tennessee Tech	W, 2-0
4/13	Lambuth	W, 1-0
4/13	Lambuth	W, 5-4
4/18	* Middle Tennessee	L, 2-0
4/18	* Middle Tennessee	L, 2-1
4/20	* at Southeast Missouri	L, 3-2
4/20	* at Southeast Missouri	L, 4-3
4/23	2-vs. Tennessee Tech	L, 5-0
4/23	2-vs. Austin Peay	L, 1-0

- 1-Jacksonville State Invitational, Jacksonville, Ala.
 2-Ohio Valley Conference Tournament

1994
Mellanie Surratt
21-20 (.512) 11-9 OVC

Date	Team	Result
3/11	1-vs. Belhaven	W, 1-0
3/11	1-vs. Faulkner	W, 7-2
3/12	1-vs. West Georgia	W, 8-0
3/12	1-at Jacksonville State	L, 2-1
3/14	at Chattanooga	L, 4-1
3/14	at Chattanooga	W, 2-1
3/15	* at Tennessee State	W, 6-1
3/15	* at Tennessee State	W, 16-0
3/18	vs. Central Missouri State	L, 5-1
3/18	vs. Quincy (Ill.)	L, 2-1

3/18	2-vs. Northeast Missouri State	L, 10-3
3/19	2-vs. Southwest Baptist	W, 2-0
3/19	2-at SIU Edwardsville	L, 8-5
3/22	* Southeast Missouri	L, 8-0
3/22	* Southeast Missouri	W, 6-5
3/24	at Evansville	L, 3-0
3/24	at Evansville	L, 10-2
3/26	Chattanooga	L, 2-0
3/26	Chattanooga	W, 6-5
4/1	* Eastern Kentucky	L, 3-1
4/1	* Eastern Kentucky	W, 9-3
4/2	* Morehead State	L, 5-2
4/2	* Morehead State	W, 11-2
4/8	* at Morehead State	W, 6-4
4/8	* at Morehead State	L, 7-3
4/9	* at Eastern Kentucky	L, 5-2
4/9	* at Eastern Kentucky	W, 1-0
4/13	Evansville	W, 4-2
4/13	Evansville	W, 4-0
4/16	* Tennessee State	W, 11-0
4/16	* Tennessee State	W, 9-2
4/18	* Austin Peay	L, 3-0
4/18	* Austin Peay	W, 5-1
4/19	* at Southeast Missouri	L, 2-0
4/19	* at Southeast Missouri	W, 2-0
4/20	* Middle Tennessee	L, 4-2 (11)
4/20	* Middle Tennessee	L, 6-4
4/22	3-vs. Eastern Kentucky	L, 4-0
4/23	3-vs. Tennessee State	W, 15-1
4/23	3-vs. Morehead State	W, 2-0
4/23	3-vs. Middle Tennessee	L, 5-1

- 1-Jacksonville State Invitational, Jacksonville, Ala.
 2-SIU Edwardsville Invitational, Edwardsville, Ill.
 3-Ohio Valley Conference Tournament

1995
Mellanie Surratt
Overall: 21-25 • OVC: 9-11

Date	Team	Result
2/26	Chattanooga	W, 6-4
2/26	Chattanooga	L, 6-1
3/5	* Tennessee State	W, 9-1
3/5	* Tennessee State	W, 6-1
3/10	1-vs. Tennessee State	W, 9-0
3/10	1-vs. Faulkner	W, 2-1
3/10	1-at Troy State	L, 9-1
3/11	1-at Troy State	L, 6-2
3/11	1-vs. Faulkner	L, 3-2
3/11	1-vs. Tennessee State	W, 4-3
3/13	2-vs. Dayton	W, 7-2
3/13	2-vs. Morehead State	W, 5-0
3/14	2-vs. Wisconsin-Green Bay	L, 3-2
3/16	2-vs. Saint Louis	W, 8-2
3/16	2-vs. Valparaiso	W, 4-3
3/16	2-vs. Dayton	L, 5-2
3/17	2-vs. Florida Atlantic	W, 10-4
3/18	2-vs. Wisconsin-Green Bay	W, 5-4
3/20	Northeast Illinois	W, 4-1
3/20	Northeast Illinois	L, 17-1
3/21	Evansville	L, 8-5
3/21	Evansville	L, 5-4
3/22	* Southeast Missouri	L, 3-0
3/22	* Southeast Missouri	L, 2-1
3/26	Austin Peay	L, 3-2
3/26	Austin Peay	L, 6-5
3/31	3-vs. Toledo	L, 6-0
3/31	3-at Georgia State	L, 15-0
4/1	3-vs. Maryland	W, 12-1
4/1	3-vs. Troy State	L, 2-0
4/3	* at Middle Tennessee	W, 3-0
4/3	* at Middle Tennessee	L, 4-3
4/7	* at Morehead State	L, 3-2
4/7	* at Morehead State	W, 5-1
4/8	* at Eastern Kentucky	L, 5-2
4/8	* at Eastern Kentucky	W, 2-1
4/9	* at Tennessee Tech	L, 8-0
4/9	* at Tennessee Tech	L, 5-0
4/13	* Austin Peay	L, 14-1
4/13	* Austin Peay	W, 13-3
4/18	* at Austin Peay	W, 4-1
4/18	* at Austin Peay	W, 6-3
4/22	* Eastern Kentucky	L, 5-2
4/22	* Eastern Kentucky	L, 5-3
4/25	* at Southeast Missouri	W, 6-4
4/25	* at Southeast Missouri	L, 3-1

- 1-Troy State Invitational, Troy, Ala.
 2-Rebel Spring Games, Kissimmee, Fla.
 3-Buzz Classic, Atlanta, Ga.

1996 Mellanie Surratt Overall: 20-26 • OVC: 13-11		
Date	Team	Result
2/24	Chattanooga	L, 8-5
2/24	Chattanooga	L, 9-1
3/10	1-vs. Southeast Missouri	L, 5-0
3/10	1-vs. Creighton	L, 4-3
3/13	1-vs. Maine	L, 2-1
3/13	1-vs. Valparaiso	W, 6-3
3/14	1-vs. Providence	L, 4-3 (8)
3/14	1-vs. Creighton	L, 5-4 (9)
3/15	1-vs. St. Xavier	L, 2-1
3/15	1-vs. Fairfield	W, 7-6
3/21	Northeast Illinois	W, 3-1
3/21	Northeast Illinois	L, 9-7
3/23	* at Tennessee State	W, 9-0
3/23	* at Tennessee State	L, 6-5
3/24	* at Middle Tennessee	W, 3-2
3/24	* at Middle Tennessee	L, 6-0
3/29	1-at Georgia Tech	W, 1-0 (9)
3/29	1-vs. North Carolina	L, 5-1
3/30	1-vs. Wichita State	L, 6-0
4/3	* at Austin Peay	W, 11-3
4/3	* at Austin Peay	L, 4-1
4/4	* Tennessee State	W, 15-0
4/4	* Tennessee State	W, 6-3
4/10	* Southeast Missouri	L, 5-3
4/10	* Southeast Missouri	L, 7-0
4/12	* Middle Tennessee	L, 2-1
4/12	* Middle Tennessee	L, 1-0
4/13	* Morehead State	W, 2-1
4/13	* Morehead State	W, 7-6
4/14	* Eastern Kentucky	W, 1-0
4/14	* Eastern Kentucky	W, 4-3
4/16	* at Southeast Missouri	L, 7-0
4/16	* at Southeast Missouri	L, 11-1
4/17	* at Austin Peay	L, 6-3
4/17	* at Austin Peay	W, 6-1
4/20	at Jacksonville State	L, 4-0
4/26	* at Morehead State	W, 2-1
4/26	* at Morehead State	W, 4-2
4/27	* at Eastern Kentucky	L, 1-0 (9)
4/27	* at Eastern Kentucky	W, 3-2
4/28	* at Tennessee Tech	L, 4-2
4/28	* at Tennessee Tech	W, 5-1
5/4	3-vs. Tennessee Tech	W, 8-1
5/4	3-vs. Southeast Missouri	L, 1-0
5/5	3-vs. Morehead State	W, 6-0
5/5	3-vs. Tennessee Tech	L, 5-3

1-Rebel Spring Games, Kissimmee, Fla.
2-Georgia Tech Buzz Classic, Atlanta, Ga.
3-Ohio Valley Conference Tournament

1997 Mellanie Surratt Overall: 23-24 • OVC 15-11		
Date	Team	Result
2/21	1-vs. Mississippi State	L, 4-1
2/21	1-vs. Tulsa	L, 8-2
2/22	1-vs. Alcorn State	W, 5-2
2/22	1-vs. Nicholls State	L, 3-1
2/23	1-vs. Louisiana Tech	L, 10-1
2/23	1-vs. Northern Illinois	L, 6-2
2/26	North Alabama	W, 8-2
2/26	North Alabama	T, 2-2
3/9	2-vs. Providence	L, 3-0
3/9	2-vs. Rhode Island	W, 6-0
3/10	2-vs. Fairfield	L, 7-1
3/10	2-vs. Yale	L, 7-1
3/12	2-vs. Maine	L, 4-2
3/12	2-vs. UNC Wilmington	L, 4-0
3/13	2-vs. Temple	L, 3-2
3/13	2-vs. Fairfield	W, 2-1
3/25	* at Eastern Illinois	W, 2-1
3/25	* at Eastern Illinois	L, 6-5
3/26	* at Southeast Missouri	L, 4-0
3/26	* at Southeast Missouri	L, 7-2
3/29	* at Eastern Kentucky	L, 3-2
3/29	* at Eastern Kentucky	W, 5-2
3/30	* at Morehead State	L, 1-0 (8)
3/30	* at Morehead State	W, 5-0
3/31	* at Tennessee Tech	L, 2-0
3/31	* at Tennessee Tech	W, 4-3
4/9	* at Austin Peay	W, 6-5
4/9	* at Austin Peay	W, 7-3
4/12	* Tennessee Tech	L, 4-2 (9)
4/12	* Tennessee Tech	L, 13-0
4/13	* Morehead State	W, 8-3
4/13	* Morehead State	L, 5-3

4/14	* Eastern Kentucky	W, 2-1 (8)
4/14	* Eastern Kentucky	W, 5-4
4/16	* Austin Peay	W, 2-0
4/16	* Austin Peay	W, 3-2
4/18	* at Middle Tennessee	L, 2-0
4/18	* at Middle Tennessee	W, 4-3
4/19	* at Tennessee State	W, 8-0
4/19	* at Tennessee State	W, 4-3
4/26	Saint Louis	W, 6-0
4/26	Saint Louis	W, 1-0
4/27	* Eastern Illinois	W, 6-1
4/27	* Eastern Illinois	L, 10-5
5/3	3-vs. Middle Tennessee	W, 2-1
5/3	3-vs. Southeast Missouri	L, 2-1
5/4	3-vs. Eastern Kentucky	W, 5-3
5/4	3-vs. Eastern Illinois	L, 4-0

1-Mardi Gras Classic, Monroe, La.
2-Rebel Spring Games, Kissimmee, Fla.
3-Ohio Valley Conference Tournament, Morehead, Ky.

1998 Mellanie Surratt 22-20-1 (.512) 11-6 OVC		
Date	Team	Result
3/7	1-vs. Northern Iowa	L, 21-3
3/7	1-vs. Northern Iowa	L, 14-2
3/8	1-Northeast Illinois	L, 6-4
3/14	2-vs. Marist	W, 5-3
3/14	2-vs. Marist	L, 7-3
3/15	2-vs. Yale	L, 3-2 (8)
3/15	2-vs. Fairfield	W, 6-2
3/16	2-vs. Manhattan	L, 3-1
3/16	2-vs. Army	W, 6-1
3/16	2-vs. Stony Brook	T, 4-4
3/18	2-vs. Colgate	L, 2-1
3/18	2-vs. Bradley	W, 4-2
3/24	* at Austin Peay	L, 8-4
3/24	* at Austin Peay	L, 3-0
3/27	3-at Southern Illinois	L, 10-2
3/27	3-vs. Saint Louis	W, 6-1
3/28	3-vs. Northern Iowa	L, 9-3
3/28	3-vs. Southeast Missouri	L, 2-0
3/29	at Saint Louis	W, 8-1
3/29	at Saint Louis	W, 10-3
4/1	* at Middle Tennessee	W, 4-0
4/1	* at Middle Tennessee	W, 7-2
4/4	* Eastern Kentucky	L, 6-2
4/4	* Eastern Kentucky	L, 9-0
4/5	* Morehead State	L, 2-0
4/5	* Morehead State	W, 2-1
4/7	* Austin Peay	W, 2-1 (9)
4/7	* Austin Peay	W, 1-0
4/9	* at Eastern Illinois	W, 8-5
4/11	* Eastern Illinois	W, 5-1
4/11	* Eastern Illinois	W, 4-1
4/14	* Southeast Missouri	L, 8-0
4/14	* Southeast Missouri	W, 2-0
4/17	4-at Tennessee	L, 8-0
4/18	4-vs. Furman	W, 4-0
4/22	Saint Louis	W, 9-0
4/22	Saint Louis	W, 3-2
4/24	* at Tennessee State	W, 3-1
4/24	* at Tennessee State	W, 9-6
4/25	Austin Peay	W, 5-3
4/25	Austin Peay	L, 6-0
5/2	5-vs. Eastern Illinois	L, 3-0
5/3	5-vs. Morehead State	L, 1-0

1-Southeast Missouri Invitational
2-Rebel Spring Games
3-Saluki Invitational
4-Lady Vol Spring Invitational
5-Ohio Valley Conference Tournament

1999 Mellanie Surratt Overall: 4-42 • OVC: 2-18		
Date	Team	Result
2/22	Chattanooga (2/22)	L, 7-0
2/22	Chattanooga (2/22)	L, 12-0
2/23	at Belmont (2/23)	L, 4-3
2/23	at Belmont (2/23)	L, 6-0
2/26	1-vs. Notre Dame (2/26)	L, 8-0
2/26	1-vs. Maryland (2/26)	L, 11-1
2/28	1-vs. Chattanooga (2/28)	L, 10-0
2/28	1-vs. Liberty (2/28)	L, 5-0
3/1	at Jacksonville State (3/1)	L, 7-2
3/1	at Jacksonville State (3/1)	L, 11-3
3/15	2-vs. Rider (3/15)	L, 2-1
3/15	2-vs. Morehead State (3/15)	L, 13-1

3/16	2-vs. IUPUI (3/16)	L, 6-5
3/16	2-vs. Manhattan (3/16)	L, 5-4
3/18	2-vs. Texas-Arlington (3/18)	L, 4-1
3/18	2-vs. Rhode Island (3/18)	W, 3-2
3/19	2-vs. Vermont (3/19)	L, 9-3
3/19	2-vs. Jacksonville State (3/19)	L, 6-1
3/23	* Austin Peay (3/23)	W, 10-9
3/26	3-vs. Campbell (3/26)	L, 13-0
3/26	3-vs. Evansville (3/26)	L, 11-0
3/27	3-vs. Maryland (3/27)	L, 10-0
4/1	at Austin Peay (4/1)	W, 4-1
4/1	at Austin Peay (4/1)	L, 4-3
4/3	* at Eastern Illinois (4/3)	L, 3-0
4/3	* at Eastern Illinois (4/3)	L, 6-0
4/6	* Southeast Missouri (4/6)	L, 8-0
4/6	* Southeast Missouri (4/6)	L, 12-5
4/10	* at Eastern Kentucky (4/10)	L, 8-0
4/10	* at Eastern Kentucky (4/10)	L, 14-2
4/11	* at Morehead State (4/11)	L, 9-1
4/11	* at Morehead State (4/11)	L, 9-1
4/13	* at Austin Peay (4/13)	W, 9-8
4/13	* at Austin Peay (4/13)	L, 6-2
4/16	* Tennessee State (4/16)	L, 12-1
4/16	* Tennessee State (4/16)	L, 7-1
4/17	* Tennessee Tech (4/17)	L, 12-0
4/17	* Tennessee Tech (4/17)	L, 16-0
4/18	* Middle Tennessee (4/18)	L, 15-1
4/18	* Middle Tennessee (4/18)	L, 1-0
4/21	Belmont (4/21)	L, 9-1
4/21	Belmont (4/21)	L, 9-2
4/24	* Eastern Illinois (4/24)	L, 24-0
4/24	* Eastern Illinois (4/24)	L, 9-3
5/1	4-Southeast Missouri (5/1)	L, 5-0
5/1	4-Eastern Illinois (5/1)	L, 13-3

1-Choo-Choo Classic, Chattanooga, Tenn.
2-Rebel Spring Games, Kissimmee, Fla.
3-Buzz Classic, Atlanta, Ga.
4-Ohio Valley Conference Tournament, Martin, Tenn.

2000 Amy Cole Fuller Overall: 16-22 • OVC 9-14		
Date	Team	Result
3/1	Austin Peay	W, 8-0
3/1	Austin Peay	W, 1-0
3/8	at Western Kentucky	L, 2-1
3/8	at Western Kentucky	L, 6-4
3/17	1-vs. East Carolina	L, 8-1
3/17	1-vs. Providence	W, 3-2
3/18	1-vs. College of Charleston	L, 2-1
3/18	1-vs. Cleveland State	L, 6-2
3/23	* Austin Peay	W, 2-1
3/23	* Austin Peay	W, 7-3
3/25	* Morehead State	W, 3-2
3/26	* Morehead State	L, 5-1
3/26	* Morehead State	W, 6-1
3/28	* at Tennessee State	W, 10-4
3/28	* at Tennessee State	W, 9-1
4/1	at Belmont	W, 4-3
4/1	at Belmont	W, 1-0
4/2	Western Kentucky	L, 19-2
4/6	* at Middle Tennessee	L, 7-0
4/6	* at Middle Tennessee	L, 3-2
4/9	* Eastern Illinois	L, 7-5
4/9	* Eastern Illinois	L, 7-6
4/9	* Eastern Illinois	L, 1-0
4/11	* at Southeast Missouri	W, 3-0
4/11	* at Southeast Missouri	L, 4-0
4/15	* at Eastern Kentucky	W, 2-1
4/15	* at Eastern Kentucky	L, 5-4
4/16	* at Eastern Kentucky	L, 5-1
4/21	at Belmont	W, 7-4
4/21	at Belmont	W, 9-1
4/26	* Tennessee State	W, 8-2
4/29	* at Tennessee Tech	L, 1-0
4/29	* at Tennessee Tech	L, 8-4
4/30	* at Tennessee Tech	L, 5-0
5/2	* Southeast Missouri	L, 8-2
5/2	* Southeast Missouri	L, 1-0
5/6	* Middle Tennessee	L, 2-0
5/6	* Middle Tennessee	L, 4-0

1-Winthrop Tournament, Rock Hill, S.C.

2001 Amy Cole Fuller Overall: 9-45 • OVC: 4-17		
Date	Team	Result
2/10	1-vs. Nicholls State	L, 3-1
2/10	1-at Ole Miss	L, 2-1

2/11	1-vs. Nicholls State	L, 4-0
2/11	1-at Ole Miss	L, 11-3
2/21	Belmont	W, 9-8
2/21	Belmont	L, 9-7
2/27	at Middle Tennessee	L, 1-0
2/27	at Middle Tennessee	L, 5-0
3/1	Saint Louis	L, 4-3
3/1	Saint Louis	L, 3-2
3/2	2-vs. Toledo	L, 2-1
3/2	2-vs. Saint Louis	L, 6-0
3/3	2-at Louisville	L, 8-0
3/3	2-at Louisville	L, 3-2
3/6	Lipscomb	L, 6-1
3/6	Lipscomb	L, 4-2
3/9	3-vs. Indiana State	L, 2-1
3/9	3-at Missouri	L, 6-4
3/10	3-at Missouri	L, 15-0
3/10	3-vs. Iowa State	L, 5-0
3/11	3-vs. Indiana State	L, 11-3
3/11	3-vs. Iowa State	L, 8-4
3/20	at Saint Louis	L, 2-1
3/20	at Saint Louis	L, 7-1
3/23	4-vs. Coastal Carolina	W, 6-5
3/23	4-at Georgia Tech	L, 3-0
3/24	4-vs. Stetson	L, 7-0
3/24	4-vs. Illinois-Chicago	L, 9-2
3/31	* at Morehead State	L, 4-3
3/31	* at Morehead State	L, 2-1
4/1	* at Morehead State	W, 5-0
4/4	* Tennessee State	W, 4-3
4/4	* Tennessee State	W, 3-1
4/5	* at Austin Peay	L, 3-1
4/5	* at Austin Peay	L, 7-5
4/7	* at Eastern Illinois	L, 9-1
4/7	* at Eastern Illinois	W, 1-0
4/8	* at Eastern Illinois	L, 4-0
4/10	* at Southeast Missouri	L, 2-0
4/10	* at Southeast Missouri	L, 11-3
4/12	* at Tennessee State	L, 2-1
4/12	* at Tennessee State	W, 9-4
4/14	* Eastern Kentucky	L, 2-1
4/14	* Eastern Kentucky	L, 3-0
4/15	* Eastern Kentucky	L, 3-1
4/20	at Belmont	W, 7-4
4/20	at Belmont	L, 3-2
4/22	* Austin Peay	L, 2-0
4/22	* Austin Peay	W, 8-1
4/25	* Southeast Missouri	L, 3-2
4/25	* Southeast Missouri	L, 5-2
4/28	* Tennessee Tech	L, 8-0
4/28	* Tennessee Tech	L, 7-1
4/29	* Tennessee Tech	L, 2-0

1-Ole Miss Invitational, Oxford, Miss.
2-Louisville Invitational, Louisville, Ky.
3-Missouri Invitational, Columbia, Mo.
4-Buzz Classic, Atlanta, Ga.

2002 Donley Canary Overall: 25-33 • OVC 12-7		
Date	Team	Result
2/16	1-vs. Nicholls State	W, 3-0
2/16	1-at Ole Miss	L, 6-2
2/16	1-vs. Evansville	L, 1-0
2/17	1-vs. Evansville	L, 4-1
2/19	at Lipscomb	W, 4-0
2/19	at Lipscomb	L, 10-2
2/23	2-Lipscomb	W, 3-1
2/23	2-Saint Louis	L, 4-0
2/23	2-Indiana State	W, 3-1
2/24	2-Lipscomb	L, 6-4
2/24	2-Indiana State	L, 5-1
3/1	3-vs. Georgia	L, 6-1
3/3	3-vs. Troy State	L, 7-2
3/3	3-vs. Birmingham-Southern	W, 7-0
3/5	Loyola-Chicago	W, 5-0
3/5	Loyola-Chicago	W, 3-0
3/10	4-vs. Colorado State	L, 5-0
3/10	4-vs. Butler	L, 5-3
3/10	4-vs. Bucknell	W, 8-0
3/11	4-at Central Florida	L, 6-0
3/12	4-vs. Wagner	W, 8-2
3/12	4-vs. George Mason	L, 6-3
3/14	4-vs. Bowling Green	L, 10-2
3/14	4-vs. Youngstown State	W, 4-3
3/15	4-vs. Pennsylvania	W, 13-2
3/20	Maine	L, 6-4
3/26	* Tennessee State	W, 2-0
3/26	* Tennessee State	W, 5-0
3/28	Western Kentucky	L, 4-3

STARTING LINEUP

SKYHAWK ROSTER

COACHING STAFF

SEASON PREVIEW

2012 REVIEW

RECORD BOOK

THIS IS UT MARTIN

3/28	Western Kentucky	L, 2-1
3/30	* at Eastern Kentucky	L, 3-2
3/30	* at Eastern Kentucky	L, 7-0
4/2	* Austin Peay	W, 2-0
4/2	* Austin Peay	W, 1-0
4/6	* at Eastern Illinois	L, 2-1
4/6	* at Eastern Illinois	W, 7-3
4/7	* at Eastern Illinois	W, 5-3
4/9	Saint Louis	L, 2-1
4/9	Saint Louis	L, 5-1
4/11	* at Tennessee State	W, 1-0
4/13	* Morehead State	W, 6-1
4/13	* Morehead State	W, 4-2
4/14	* Morehead State	W, 3-2
4/16	* Southeast Missouri	L, 3-2
4/16	* Southeast Missouri	W, 2-1
4/18	Lipscomb	L, 11-4
4/18	Lipscomb	L, 2-0
4/20	* at Tennessee Tech	L, 4-0
4/20	* at Tennessee Tech	L, 2-1
4/21	* at Tennessee Tech	L, 9-1
4/23	at Belmont	W, 4-1
4/27	* at Southeast Missouri	W, 5-1
4/27	* at Southeast Missouri	L, 5-1
4/29	at Saint Louis	L, 3-0
4/29	at Saint Louis	L, 3-2
5/3	5-vs. Eastern Illinois	L, 6-1
5/4	5-vs. Southeast Missouri	W, 4-1
5/4	5-vs. Eastern Illinois	L, 5-1

1-Ole Miss Invitational, Oxford, Miss.
 2-UT Martin Invitational, Martin, Tenn.
 3-Georgia State Invitational, Atlanta, Ga.
 4-Rebel Spring Games, Kissimme, Fla.
 5-Ohio Valley Conference Tournament, Richmond, Ky.

2003 Donley Canary Overall: 21-26 • OVC: 12-8

Date	Team	Result
2/15	1-vs. Indiana State	L, 3-0
2/28	2-vs. Drake	L, 2-0
3/1	3-at Evansville	L, 5-4
3/1	3-vs. Central Connecticut	W, 11-1
3/2	3-vs. Northern Illinois	L, 8-7
3/5	4-at Western Kentucky	L, 2-1
3/5	4-at Western Kentucky	W, 5-3
3/10	4-vs. St. Joseph	W, 1-0
3/10	4-vs. Rhode Island	W, 1-0
3/12	4-vs. George Mason	W, 4-2
3/12	4-vs. Colorado State	L, 2-0
3/13	4-vs. Maine	L, 2-0
3/13	4-vs. IPFW	W, 11-1
3/14	4-vs. Bucknell	W, 5-3
3/14	4-vs. Youngstown	W, 5-2
3/22	* at Tennessee State	L, 4-1
3/22	* at Tennessee State	W, 5-0
3/23	* at Tennessee State	W, 2-1
3/26	Ole Miss	L, 7-1
3/26	Ole Miss	L, 2-1
3/27	Lipscomb	L, 5-1
3/27	Lipscomb	W, 6-4
3/29	* Eastern Kentucky	W, 2-1
3/29	* Eastern Kentucky	W, 4-2
3/30	* Eastern Kentucky	L, 4-2
4/1	Saint Louis	L, 1-0
4/1	Saint Louis	L, 5-4
4/2	Middle Tennessee	L, 4-1
4/2	Middle Tennessee	L, 9-0
4/5	* Eastern Illinois	W, 3-2
4/5	* Eastern Illinois	W, 8-0
4/8	at Southern Illinois	L, 4-1
4/8	at Southern Illinois	L, 8-0
4/9	at Saint Louis	L, 4-1
4/9	at Saint Louis	L, 2-0
4/12	* at Morehead State	W, 3-0
4/12	* at Morehead State	W, 4-0
4/13	* at Morehead State	W, 11-0
4/15	* at Austin Peay	W, 5-4
4/15	* at Austin Peay	L, 3-2
4/18	* Tennessee Tech	L, 3-2
4/18	* Tennessee Tech	L, 7-6
4/19	* Tennessee Tech	L, 10-1
4/22	* Austin Peay	W, 4-0
4/26	* at Southeast Missouri	L, 3-0
4/26	* at Southeast Missouri	L, 5-4
4/27	* at Southeast Missouri	W, 5-1
	5-vs. Eastern Illinois	L, 6-3
	5-vs. Southeast Missouri	L, 4-3

1-Ole Miss Invitational, Oxford, Miss.

2-Tennessee Tech Tournament, Cookeville, Tenn.
 3-Evansville Invitational, Evansville, Ind.
 4-Rebel Spring Games, Kissimme, Fla.
 5-Ohio Valley Conference Tournament, Cookeville, Tenn.

2004 Donley Canary Overall: 40-21 • OVC: 18-7

Date	Team	Result
2/14	1-vs. Indiana State	L, 3-2
2/14	1-vs. Tulsa	L, 7-2
2/21	2-IPFW	W, 1-0
2/21	2-East Tennessee State	W, 3-2
2/21	2-Saint Louis	W, 2-1
2/22	2-Oakland	W, 9-8
2/22	2-Indiana State	L, 6-2
2/27	3-at Chattanooga	W, 5-2
2/27	3-vs. Marshall	L, 10-6
2/28	3-vs. Wisconsin	L, 11-6
2/28	3-vs. North Texas	W, 5-1
2/29	3-vs. Buffalo	W, 2-1
3/6	4-vs. Kent State (3/6)	L, 9-5
3/6	4-vs. Iowa State (3/6)	W, 5-4
3/7	4-at Louisville (3/7)	L, 12-2
3/14	5-vs. Lafayette	W, 7-0
3/14	5-vs. Fairleigh Dickinson	W, 5-3
3/15	5-vs. Yale	W, 3-0
3/15	5-vs. Columbia	W, 4-0
3/18	5-vs. Iona	W, 9-0
3/18	5-vs. Fairfield	W, 15-14
3/19	5-vs. Fairfield	L, 7-2
3/19	5-vs. Colgate	W, 3-2
3/27	* Samford	W, 6-0
3/27	* Samford	L, 1-0
3/27	* Samford	W, 3-0
4/1	Southern Illinois	L, 10-0
4/1	Southern Illinois	L, 6-2
4/3	* Tennessee Tech	L, 3-0
4/3	* Tennessee Tech	L, 2-0
4/4	* Tennessee Tech	W, 3-2
4/6	at Saint Louis	L, 5-4
4/6	at Saint Louis	L, 9-8
4/9	* at Jacksonville State	L, 10-2
4/9	* at Jacksonville State	W, 8-6
4/10	* at Jacksonville State	W, 6-3
4/14	Belmont	W, 2-0
4/14	Belmont	W, 2-0
4/17	* at Eastern Kentucky	W, 7-0
4/17	* at Eastern Kentucky	L, 4-3
4/18	* at Eastern Kentucky	L, 6-3
4/21	* Eastern Illinois	W, 9-2
4/21	* Eastern Illinois	W, 2-1
4/24	* at Tennessee State	W, 3-0
4/24	* at Tennessee State	W, 3-1
4/25	* at Tennessee State	W, 4-3
4/27	* at Southeast Missouri	L, 5-4
4/27	* at Southeast Missouri	W, 3-2
4/28	* at Eastern Illinois	W, 3-2
5/2	* Morehead State	W, 8-0
5/2	* Morehead State	W, 10-1
5/4	Mid-Continent	W, 3-0
5/4	Mid-Continent	W, 10-1
5/8	* Austin Peay	W, 4-1
5/8	* Austin Peay	W, 8-3
5/9	* Austin Peay	W, 10-2
5/13	6-vs. Southeast Missouri	W, 9-6
5/14	6-at Eastern Kentucky	L, 8-0
5/15	6-vs. Jacksonville State	W, 5-2
5/15	6-at Eastern Kentucky	W, 2-1
5/15	6-at Eastern Kentucky	L, 4-3

1-Ole Miss Tournament
 2-Hospitality House Classic, Martin, Tenn.
 3-UT Chattanooga Frost Classic, Chattanooga, Tenn.
 4-Louisville Invitational, Louisville, Ky.
 5-Rebel Spring Games, Kissimme, Fla.
 6-Ohio Valley Conference Tournament, Richmond, Ky.

2005 Donley Canary Overall: 33-22 • OVC 15-11

Date	Team	Result
2/12	1-vs. Southern Miss	L, 6-1
2/12	1-vs. Illinois State	L, 9-0
2/12	1-vs. Louisiana-Monroe	L, 4-3
2/19	2-Butler	W, 9-0
2/29	2-Belmont	W, 9-0
2/19	2-Indiana State	L, 5-2
2/26	3-vs. Drexel	W, 7-1
2/26	3-vs. Georgia State	W, 2-0

3/5	4-vs. Indiana	W, 2-1
3/5	4-vs. Buffalo	W, 6-1
3/5	4-at Western Kentucky	L, 8-7
3/6	4-at Western Kentucky	W, 4-3
3/6	4-vs. Indiana	W, 4-3
3/13	5-vs. Bradley	W, 3-0
3/13	5-at Rider	W, 5-0
3/14	5-vs. Youngstown	L, 3-1
3/15	5-vs. Yale	W, 3-1
3/15	5-vs. Butler	W, 7-0
3/16	5-vs. Cleveland State	W, 8-4
3/19	* Southeast Missouri	W, 5-2
3/19	* Southeast Missouri	W, 2-0
3/20	* Southeast Missouri	L, 6-3
3/25	* at Tennessee State	W, 9-3
3/25	* at Tennessee State	W, 3-0
3/26	* at Tennessee State	W, 9-0
3/30	at Mississippi Valley State	W, 3-2
3/30	at Mississippi Valley State	W, 7-2
4/2	* Tennessee Tech	W, 2-1
4/2	* Tennessee Tech	L, 8-3
4/3	* Tennessee Tech	W, 2-1
4/9	* Morehead State	L, 1-0
4/9	* Morehead State	W, 6-3
4/10	* Morehead State	W, 3-1
4/14	Mississippi Valley State	W, 8-0
4/14	Mississippi Valley State	L, 3-1
4/16	* at Eastern Kentucky	L, 3-0
4/16	* at Eastern Kentucky	L, 7-4
4/17	* at Eastern Kentucky	W, 7-2
4/19	at Saint Louis	L, 1-0
4/19	at Saint Louis	L, 3-2
4/21	* Austin Peay	W, 9-2
4/21	* Austin Peay	L, 5-0
4/23	* Jacksonville State	L, 11-2
4/23	* Jacksonville State	L, 8-0
4/24	* Jacksonville State	L, 5-4
5/2	* at Samford	L, 1-0
5/2	* at Samford	W, 4-0
5/3	* at Samford	L, 3-2
5/7	* at Eastern Illinois	W, 3-0
5/7	* at Eastern Illinois	W, 2-1
5/8	* at Eastern Illinois	W, 7-0
5/12	6-vs. Southeast Missouri	W, 3-2
5/12	6-at Jacksonville State	L, 11-4
5/13	6-vs. Eastern Kentucky	W, 8-0
5/13	6-vs. Southeast Missouri	L, 4-1

1-Ole Miss Invitational, Oxford, Miss.
 2-Hospitality House Classic, Martin, Tenn.
 3-GSU First Pitch Classic, Atlanta, Ga.
 4-Western Kentucky Classic, Bowling Green, Ky.
 5-Rebel Spring Games, Kissimme, Fla.
 6-Ohio Valley Conference Tournament, Jacksonville, Ala.

2006 Donley Canary Overall: 35-26-1 • OVC: 15-12

Date	Team	Result
2/11	1-vs. Southern	W, 5-2
2/11	1-vs. Jackson State	W, 15-9
2/11	1-at Southeastern Louisiana	W, 5-2
2/12	1-vs. Alcorn State	W, 6-0
2/12	1-vs. Northern Colorado	W, 7-2
2/22	at Evansville	L, 13-0
2/22	at Evansville	L, 4-2
2/25	2-at Middle Tennessee	W, 6-2
2/25	2-vs. Lipscomb	L, 8-3
2/25	2-vs. Syracuse	L, 6-3
2/26	2-vs. Loyola-Chicago	W, 12-0
2/28	Middle Tennessee	L, 6-4
2/28	Middle Tennessee	T, 1-1
3/3	3-vs. North Florida	L, 8-7
3/3	3-vs. Indiana	L, 5-2
3/4	3-at Chattanooga	L, 5-2
3/5	3-vs. Middle Tennessee	W, 5-4
3/5	3-vs. Bradley	L, 4-2
3/12	4-vs. Dayton	W, 5-1
3/12	4-vs. Colgate	W, 3-2
3/13	4-vs. Wagner	W, 2-1
3/13	4-vs. Army	W, 8-2
3/14	4-vs. Maine	W, 4-0
3/14	4-vs. George Washington	W, 2-1
3/15	4-vs. Fairleigh-Dickinson	W, 3-0
3/15	4-vs. Butler	L, 3-2
3/18	* Eastern Illinois	L, 4-2
3/18	* Eastern Illinois	W, 4-3
3/19	* Eastern Illinois	L, 4-0
3/23	* Austin Peay	W, 3-2
3/23	* Austin Peay	W, 4-1
3/25	* at Southeast Missouri	W, 2-1

3/25	* at Southeast Missouri	L, 2-1
3/26	* at Southeast Missouri	L, 3-1
3/29	at Southern Illinois	L, 3-0
3/29	at Southern Illinois	L, 6-3
4/1	* Tennessee State	W, 6-1
4/1	* Tennessee State	W, 10-2
4/2	* Tennessee State	W, 2-1
4/5	Memphis	W, 6-2
4/5	Memphis	W, 1-0
4/8	* at Tennessee Tech	L, 9-1
4/8	* at Tennessee Tech	L, 5-2
4/9	* at Tennessee Tech	L, 4-0
4/12	Saint Louis	W, 3-0
4/12	Saint Louis	W, 1-0
4/14	* at Morehead State	W, 3-0
4/14	* at Morehead State	W, 5-1
4/15	* at Morehead State	W, 7-2
4/20	* at Austin Peay	L, 2-1
4/22	* Eastern Kentucky	W, 1-0
4/22	* Eastern Kentucky	W, 1-0
4/23	* Eastern Kentucky	W, 7-1
4/29	* at Jacksonville State	L, 6-4
4/29	* at Jacksonville State	L, 4-1
4/30	* at Jacksonville State	L, 3-2
5/2	at Saint Louis	W, 6-2
5/6	* Samford	W, 5-2
5/6	* Samford	W, 2-0
5/7	* Samford	L, 3-1
5/11	5-Southeast Missouri	L, 3-0
5/12	5-Jacksonville State	L, 9-2

1-Southeast Louisiana Tournament, Hammonds, La.
 2-MTSU Invitational, Murfreesboro, Tenn.
 3-UT Chattanooga Frost Classic, Chattanooga, Tenn.
 4-Rebel Spring Games, Kissimme, Fla.
 5-Ohio Valley Conference Tournament, Cookeville, Tenn.

2007 Donley Canary Overall: 30-33 • OVC: 14-12

Date	Team	Result
2/9	1-vs. Troy	L, 5-2
2/10	1-at Southeastern Louisiana	L, 4-2
2/10	1-vs. Louisiana-Monroe	W, 5-4
2/10	1-vs. Mississippi Valley State	W, 9-4
2/11	1-vs. Southern	W, 9-1
2/21	vs. Mid-Continent	W, 7-0
2/21	vs. Mid-Continent	W, 10-0
2/23	2-vs. Colgate	W, 8-0
2/23	2-at Northwestern State	L, 4-2
2/24	2-vs. Alcorn State	W, 14-3
2/24	2-vs. No.14 Louisiana-Lafayette	L, 5-0
2/25	2-at Northwestern State	W, 7-5
2/25	2-vs. No. 9 Louisiana-Lafayette	L, 9-1
3/2	3-vs. Illinois-Chicago	L, 1-0
3/3	3-vs. Mississippi State	L, 6-5
3/3	3-at Chattanooga	L, 7-1
3/4	3-vs. Toledo	W, 13-8
3/4	3-vs. Oakland University	W, 7-4
3/9	vs. Dakota Wesleyan	W, 9-0
3/10	at Loyola Marymount	L, 6-5
3/10	at Loyola Marymount	L, 4-2
3/11	at San Diego	L, 5-3
3/11	at San Diego	L, 4-3
3/12	at Northridge	W, 5-3
3/12	at Northridge	L, 2-0
3/17	* at Eastern Kentucky	L, 4-3
3/17	* at Eastern Kentucky	L, 5-3
3/18	* at Eastern Kentucky	W, 4-0
3/20	Bradley	L, 1-0
3/24	* Tennessee Tech	L, 6-4
3/24	* Tennessee Tech	L, 6-3
3/25	* Tennessee Tech	W, 2-1
3/28	at Memphis	L, 7-4
3/28	at Memphis	L, 2-1
3/31	* Morehead State	W, 1-0
3/31	* Morehead State	L, 4-1
4/1	* Morehead State	W, 2-1
4/4	Saint Louis	W, 3-1
4/4	Saint Louis	W, 3-0
4/6	* at Samford	L, 3-1
4/6	* at Samford	L, 5-3
4/7	* at Samford	W, 7-2
4/10	* Austin Peay	W, 1-0
4/10	* Austin Peay	W, 7-6
4/15	* at Eastern Illinois	W, 5-0
4/15	* at Eastern Illinois	W, 4-3
4/18	No. 20 Southern Illinois	L, 4-0
4/18	No. 20 Southern Illinois	L, 9-0
4/21	* Southeast Missouri	L, 3-1
4/21	* Southeast Missouri	W, 4-2

YEARLY RECORDS

4/22	* Southeast Missouri	L, 6-5
4/24	Central Arkansas	L, 4-1
4/24	Central Arkansas	W, 5-2
4/26	* at Austin Peay	W, 3-1
4/28	* Jacksonville State	L, 7-4
4/28	* Jacksonville State	L, 6-3
4/29	* Jacksonville State	L, 7-3
5/5	* at Tennessee State	W, 4-3
5/5	* at Tennessee State	W, 3-0
5/6	* at Tennessee State	W, 4-0
5/10	4-vs. Eastern Kentucky	W, 4-0
5/10	4-vs. Tennessee Tech	L, 6-0
5/11	4-vs. Samford	L, 1-4

1-Southeastern Louisiana Lion Classic, Hammonds, La.
2-Northwestern State Invitational, Natchitoches, La.
3-UT Chattanooga Frost Classic, Chattanooga, Tenn.
4-Ohio Valley Conference Tournament, Cookeville, Tenn.

2008

Donley Canary

Overall: 28-27 • OVC: 10-12

Date	Team	Result
2/9	1-vs. Lipscomb	W, 4-3
2/9	1-at Georgia State	L, 3-4 (8)
2/10	1-vs. No. 17 Georgia Tech	L, 0-2
2/10	1-at Georgia State	L, 6-0
2/16	2-vs. Saint Louis	W, 4-3
2/16	2-vs. Alcorn State	W, 4-0
2/16	2-vs. Southern	L, 7-9
2/23	3-at Middle Tennessee	L, 1-5
2/23	3-vs. No. 30 Southern Illinois	L, 14-1
2/24	3-vs. Belmont	W, 3-1
2/24	3-at Middle Tennessee	W, 4-2
3/1	4-vs. Dartmouth	W, 6-5
3/1	4-vs. Ball State	W, 4-3
3/1	4-vs. Indiana State	W, 3-1
3/2	4-vs. Minnesota	L, 0-6
3/2	4-vs. Northern Iowa	L, 10-2
3/8	5-vs. Sacred Heart	L, 3-4
3/8	5-vs. IPFW	W, 9-0
3/9	5-vs. Yale	W, 8-3
3/9	5-vs. Pennsylvania	L, 1-4
3/10	5-vs. Monmouth	L, 2-3
3/10	5-vs. Monmouth	W, 1-0
3/11	5-vs. Butler	W, 3-1
3/11	5-vs. Pennsylvania	L, 4-6
3/15	* at Morehead State	W, 3-2 (9)
3/21	* at Jacksonville State	L, 2-5
3/21	* at Jacksonville State	L, 0-8
3/22	* at Jacksonville State	L, 3-6
3/25	* at Austin Peay	W, 14-3
3/25	* at Austin Peay	W, 8-3
3/29	* Eastern Illinois	L, 4-5 (10)
4/2	Evansville	L, 1-5
4/6	* at Tennessee Tech	L, 0-3
4/6	* at Tennessee Tech	W, 2-1 (9)
4/9	Memphis	L, 4-6
4/9	Memphis	L, 2-5
4/12	* Eastern Kentucky	L, 5-16
4/12	* Eastern Kentucky	L, 2-7
4/13	* Eastern Kentucky	L, 0-1
4/16	Middle Tennessee	W, 5-1
4/16	Middle Tennessee	W, 1-0
4/19	* Tennessee State	W, 2-0
4/19	* Tennessee State	W, 6-4
4/20	* Tennessee State	W, 3-2
4/22	at Southern Illinois	W, 2-1
4/22	at Southern Illinois	W, 4-3
4/24	* Austin Peay	W, 2-1
4/26	* at Southeast Missouri	L, 5-6 (8)
4/26	* at Southeast Missouri	W, 5-2
4/27	* at Southeast Missouri	W, 7-5
4/29	Mid-Continent	W, 13-2
4/29	Mid-Continent	W, 10-0
5/3	* Samford	L, 3-5
5/3	* Samford	L, 1-2
5/4	* Samford	L, 1-2

1-GSU First Pitch Classic, Atlanta, Ga.
2-Southeastern Louisiana Lion Classic, Hammonds, La.
3-MTSU Invitational, Murfreesboro, Tenn.
4-Hospitality House Classic, Martin, Tenn.
5-Rebel Spring Games, Kissimme, Fla.

2009

Donley Canary

Overall: 38-24 • OVC: 13-10

Date	Team	Result
2/7	1- Akron	W 3-1
2/7	1- Alabama State	W 8-2

2/8	1- Akron	W 11-2 (6)
2/8	1- Alabama State	W 7-2
2/13	2- Mississippi Valley State	L 1-0
2/13	2- Southern	W 9-1 (6)
2/14	2- North Dakota State	L 5-1 (8)
2/14	2- Jackson State	W 12-1 (5)
2/15	2- Southeastern Louisiana	W 3-1
2/21	3- UT Arlington	L 5-3 (8)
2/21	3- Houston Baptist	W 9-3
2/22	3- Texas Southern	W 10-2 (6)
2/22	3- Missouri-Kansas City	W 11-1 (5)
2/27	4- Radford	W 9-1 (6)
2/27	4- Rhode Island	W 2-1
3/6	5- Winthrop	L 3-1
3/6	5- Toledo	W 2-1
3/7	5- Mercer	W 6-3
3/7	5- Western Kentucky	L 4-1
3/8	5- Florida A&M	W 3-1
3/10	at Georgia Tech (2)	L 2-1, L 7-5
3/14	* Morehead State	W 3-2 (8)
3/15	* Morehead State	W 13-0 (5)
3/15	* Morehead State	L 3-1 (10)
3/18	at Evansville	W 5-1
3/18	at Evansville	L 1-0
3/21	* at Eastern Illinois	L 2-1 (8)
3/21	* at Eastern Illinois	L 5-4
3/22	* at Eastern Illinois	L 2-1 (10)
3/29	* Jacksonville State	L 6-3
3/29	* Jacksonville State	L 7-1
4/1	at Memphis	L 7-2
4/1	at Memphis	L 5-4 (9)
4/4	* at Tennessee State	L 5-4 (8)
4/4	* at Tennessee State	W 11-3 (5)
4/5	* at Tennessee State	W 4-2
4/8	* Austin Peay	W 5-2
4/8	* Austin Peay	W 3-1
4/10	* Southeast Missouri	W 5-2
4/10	* Southeast Missouri	W 3-1
4/11	* Southeast Missouri	L 4-3
4/15	No. 24 Southern Illinois	W 10-4
4/18	SIU Edwardsville	W 5-2
4/18	SIU Edwardsville	L 3-0
4/21	at Belmont	W 11-2
4/21	at Belmont	W 7-4
4/23	* at Austin Peay	W 4-3 (9)
4/25	* Tennessee Tech	W 7-4
4/25	* Tennessee Tech	L 4-1
4/26	* Tennessee Tech	W 5-0
5/2	* at Eastern Kentucky	W 7-2
5/2	* at Eastern Kentucky	W 5-0
5/3	* at Eastern Kentucky	L 4-2
5/7	6- (5) Tennessee Tech	L 1-0
5/8	6- (3) Morehead State	W 5-0 (8)
5/8	6- (1) Jacksonville State	W 2-0
5/9	6- (5) Tennessee Tech	W 4-2
5/9	6- (2) Southeast Missouri	W 3-2 (8)
5/9	6- (2) Southeast Missouri	W 4-1
5/15	7- No. 6/7 Arizona	L 9-3
5/16	7- Purdue	L 6-2

1-Alabama State Hornet Invitational, Montgomery, Ala.
2-Southeastern Louisiana Lion Classic, Hammonds, La.
3-UT Arlington Maverick Classic, Dallas, Texas
4-Chattanooga Frost Classic, Chattanooga, Tenn.
5-Georgia Tech Buzz Classic, Atlanta, Ga.
6-OVC Tournament, Jacksonville, Ala.
7-NCAA Louisville Regional

2010

Donley Canary

Overall: 41-11 • OVC: 22-3

Date	Team	Result
2/19	2-Grambling	W 9-0 (5)
2/19	2-Mississippi Valley	W 8-3
2/20	2-Saint Louis	W 9-0 (5)
2/20	2-Jackson State	W 6-4
2/21	2-Southeastern Louisiana	W 8-3
2/26	3-Georgetown	W 9-1 (5)
2/26	3-Central Conn. St.	W 6-2
2/27	3-East Tennessee State	W 5-2
2/27	3-Oakland University	W 7-0
2/28	3-Ball State	L 5-0
3/5	4-Bowling Green	W 7-3
3/5	4-Kennesaw State	L 5-3
3/6	4-Winthrop	L 5-3
3/6	4-Mississippi	W 7-6 (9)
3/7	4-Western Kentucky	W 5-3
3/14	5-Marist	W 13-0 (5)
3/14	5-Manhattan	W 4-0
3/15	5-Army	W 10-1 (5)
3/15	5-St. Peter's	W 14-5 (5)

3/16	5-Akron	W 4-2
3/16	5-Fairleigh Dickinson	W 9-0
3/20	* Eastern Kentucky	W 4-2
3/20	* Eastern Kentucky	W 1-0
3/24	at Southern Illinois	W 4-2
3/24	at Southern Illinois	L 9-3
3/27	* Austin Peay	W 6-1
3/27	* Austin Peay	W 5-0
3/28	* Austin Peay	W 10-3
3/30	* Murray State	W 6-0
3/30	* Murray State	W 11-3 (5)
4/2	* at Jacksonville State	L 7-5
4/2	* at Jacksonville State	L 10-2 (5)
4/3	* at Jacksonville State	W 9-6
4/10	* at Tennessee Tech	W 9-1 (5)
4/10	* at Tennessee Tech	W 3-2
4/11	* at Tennessee Tech	L 6-0
4/13	Belmont	W 8-0 (5)
4/13	Belmont	W 2-1
4/14	* at Murray State	W 8-0
4/17	* Eastern Illinois	W 3-1
4/17	* Eastern Illinois	W 4-1
4/18	* Eastern Illinois	W 7-4
4/22	at Middle Tennessee	L 2-0
4/22	at Middle Tennessee	L 7-3
4/25	* Tennessee State	W 7-0
4/25	* Tennessee State	W 9-0 (5)
4/27	Evansville	W 7-2
4/27	Evansville	W 8-7 (8)
5/1	* at SE Missouri State	W 4-3 (8)
5/2	* at SE Missouri State	W 5-1
5/2	* at SE Missouri State	W 2-0
5/8	* at Morehead State	W 5-4
5/8	* at Morehead State	W 3-1
5/9	* at Morehead State	W 3-1
5/13	6-Eastern Illinois	W 3-2
5/14	6-Jacksonville State	L 5-4
5/15	6-Tennessee Tech	W 2-1
5/15	6-Jacksonville State	L 10-1 (5)

2-Southeastern Louisiana Lion Classic, Hammond, La.
3-Chattanooga Frost Classic, Chattanooga, Tenn.
4-Georgia Tech Buzz Classic, Atlanta Ga.
5-Rebel Spring Games, Kissimmee, Fla.
6-Ohio Valley Conference Tournament, Martin, Tenn.

2011

Donley Canary

Overall: 34-24 • OVC: 19-10

Date	Team	Result
2/12	1-Jackson State	L 4-2
2/12	1-Southeastern Louisiana	L 4-2
2/12	1-UMKC	W 3-2 (8)
2/13	1-Saint Louis	W 11-3 (5)
2/18	2-Southeastern Louisiana	L 7-5
2/18	2-Evansville	W 5-1
2/19	2-Ohio State	W 7-6
2/19	2-Chattanooga	L 4-3 (8)
2/25	3-Northern Iowa	W 2-0
2/25	3-Toledo	W 11-2 (5)
2/26	3-East Tennessee State	L 5-4
2/26	3-IUPUI	W 6-0
2/27	3-Chattanooga	L 8-2
3/4	4-Colgate	W 2-1 (9)
3/4	4-Florida Gulf Coast	W 1-0 (8)
3/5	4-Saint Francis	W 5-2
3/5	4-Dartmouth	L 4-3
3/6	4-St. John's	L 9-7
3/12	* Murray State	W 6-5 (10)
3/12	* Murray State	W 3-0
3/13	* Murray State	W 14-6 (5)
3/17	at Evansville	L 7-6 (8)
3/17	at Evansville	W 7-3
3/19	* at Tennessee State	W 6-4
3/19	* at Tennessee State	W 12-4
3/20	* at Tennessee State	W 6-3
3/22	* Austin Peay	L 7-6 (9)
3/22	* Austin Peay	W 6-0
3/26	* at Eastern Kentucky	W 8-7
3/26	* at Eastern Kentucky	L 9-4
3/30	* at Southeast Missouri	L 5-4
3/30	* at Southeast Missouri	W 7-1
4/2	at No. 2 Georgia	L 6-1
4/3	at No. 2 Georgia	L 6-0
4/7	* Southeast Missouri	W 7-2
4/9	* Morehead State	W 1-0
4/9	* Morehead State	W 6-3
4/10	* Morehead State	W 6-2
4/12	* at Austin Peay	L 5-2
4/14	Southern Illinois	L 6-0
4/16	* at Eastern Illinois	L 4-1

4/16	* at Eastern Illinois	L 2-1
4/17	* at Eastern Illinois	L 5-4
4/19	at Belmont	W 11-0 (5)
4/19	at Belmont	W 8-2
4/22	* Jacksonville State	W 3-1
4/22	* Jacksonville State	L 9-1 (6)
4/23	* Jacksonville State	W 8-0 (5)
4/30	* at SIU Edwardsville	L 10-2 (6)
4/30	* at SIU Edwardsville	W 5-3
5/1	* at SIU Edwardsville	W 2-1
5/7	* Tennessee Tech	L 5-4
5/7	* Tennessee Tech	W 3-2
5/8	* Tennessee Tech	W 1-0
5/12	5-Murray State	L 3-2
5/13	5-SIU Edwardsville	W 2-0
5/13	5-Murray State	W 3-2
5/13	5-Eastern Illinois	L 9-3

1-Southeast Louisiana Classic, Hammond, La.
2-South Alabama Classic, Mobile, Ala.
3-Frost Classic (Lipscomb), Nashville, Tenn.
4-Florida Gulf Coast Tournament, Fort Meyers, Fla.
5-OVC Tournament, Charleston, Ill.



2012

Donley Canary

Overall: 39-22 • OVC: 23-6

Date	Team	Result
2/10	1-Kansas	W 6-4
2/10	1-Northern Colorado	L 8-6
2/11	1-Nicholls State	W 5-3
2/11	1-Northern Illinois	L 7-5
2/12	1-Southern	W 9-1 (6)
2/17	2-Saint Louis	W 3-0
2/17	2-Florida Gulf Coast	L 6-0
2/18	2-Binghamton	W 7-4
2/18	2-Delaware	W 9-1 (5)
2/19	2-Boston College	L 7-1
2/24	3-Niagara	W 6-3
2/24	3-Purdue	L 12-5
2/25	3-East Tennessee State	L 5-1
2/25	3-Valparaiso	L 8-4
2/26	3-Cleveland State	W 4-1
3/2	4-UNC-Greensboro	W 3-2
3/2	4-Kennesaw State	L 2-1
3/3	4-No. 25 Georgia Tech	L 8-6 (8)
3/4	4-Western Carolina	W 5-4
3/10	* SIU Edwardsville	W 9-3
3/10	* SIU Edwardsville	W 7-6
3/11	* SIU Edwardsville	W 4-3
3/14	at Memphis	L 3-1
3/17	* at Tennessee Tech	W 6-0
3/17	* at Tennessee Tech	W 6-0
3/18	* at Tennessee Tech	W 4-3
3/21	* Southeast Missouri	W 5-4 (9)
3/21	* Southeast Missouri	W 2-1
3/24	* at Murray State	L 4-1
3/24	* at Murray State	L 3-2
3/25	* at Murray State	W 4-2
3/27	Belmont	W 3-1
3/29	* at Southeast Missouri	W 3-2
3/31	* Tennessee State	W 10-1
3/31	* Tennessee State	W 5-3
4/1	* Tennessee State	W 9-1
4/4	* at Austin Peay	W 7-3
4/4	* at Austin Peay	W 5-4
4/6	* Eastern Kentucky	W 4-2
4/6	* Eastern Kentucky	W 7-3
4/7	* Eastern Kentucky	L 7-2
4/10	at Southern Illinois	W 8-7 (8)
4/12	* Austin Peay	W 1-0 (8)
4/14	at Arkansas	L 6-4
4/14	at Arkansas	L 4-2
4/17	Arkansas-Pine Bluff	W 9-1
4/22	* at Morehead State	W 5-1
4/22	* at Morehead State	W 5-1
4/25	at Middle Tennessee State	L 4-3
4/28	* Eastern Illinois	W 5-1
4/28	* Eastern Illinois	L 9-4
4/29	* Eastern Illinois	W 5-4
5/5	* at Jacksonville State	W 4-1 (8)
5/5	* at Jacksonville State	L 6-3
5/6	* at Jacksonville State	L 10-2
5/10	5-Murray State	W 7-1
5/11	5-Tennessee Tech	L 3-1
5/11	5-Tennessee Tech	W 6-2
5/18	6-No. 2 Alabama	L 5-1
5/19	6-Georgia Tech	L 9-1

SKYHAWK ATHLETICS



Above: Lester Hudson became the first Skyhawk in history to be selected in the NBA Draft when he was drafted by the Boston Celtics in 2009. A two-time Ohio Valley Conference Male Athlete of the Year, he led the UT Martin men's basketball team to its first-ever OVC regular season championship in 2008-09. The only player in NCAA Division-I history to accumulate a quadruple-double, he has suited up for the NBA's Boston Celtics (2009-10), Memphis Grizzlies (2009-10, 2011-12), Washington Wizards (2010-11) and Cleveland Cavaliers (2011-12) since graduating from UT Martin.



Above: In 2011, Skyhawk junior Kasey Elswick amassed 852 digs, a single-season NCAA Division-I record. For her efforts, she was named the 2011 OVC Defensive Player of the Year for the second consecutive season.


Below: The 2012 UT Martin softball team swept both the OVC regular season and tournament championships, capping off the program's fourth title since 2009. In the NCAA Tournament, UT Martin went toe-to-toe with eventual national champion Alabama. The Skyhawks were paced by the league's Player of the Year (Leah Taylor), Pitcher of the Year (Chelsea Jones) and Coach of the Year (Donley Canary).




Right: The Skyhawk women's basketball team clinched their second straight NCAA Tournament appearance, while also capturing the OVC's regular-season title with a 15-1 league record. Paced by the top scoring offensive attack in the nation (80.1 points per game), the Skyhawks tallied a school-record 23 victories before falling to UT Martin alum Pat Head Summitt and the Tennessee Lady Vols in the NCAA Tournament.



Below: Skyhawk junior pitcher Alec Mills was selected by the Kansas City Royals in the 22nd round of the 2012 MLB Draft. That marked the second straight season that a UT Martin baseball player had been chosen, as the Washington Nationals picked Trey Karlen in the 33rd round in 2011.



UT MARTIN'S OVC CHAMPIONSHIPS (since 2000)

-  **Volleyball (2001)**
-  **Volleyball (2002)****
-  **Women's Tennis (2005)**
-  **Football (2006)**
-  **Women's Tennis (2006)**
-  **Men's Basketball (2009)**
-  **Softball (2009)***
-  **Soccer (2009)**
-  **Softball (2010)**
-  **Women's Basketball (2011)***
-  **Women's Tennis (2011)**
-  **Soccer (2011)***
-  **Women's Basketball (2012)****
-  **Softball (2012)****

*OVC Tournament Championship

**Team Won OVC Regular-Season and Tournament Titles




Above: The UT Martin soccer team advanced to its first-ever NCAA Tournament, downing Morehead State in the OVC Tournament championship. Along the way, the Skyhawks notched 14 victories and posted a .652 winning percentage - both school records.

ATHLETIC TRAINING FACILITIES



Dr. John Materson



Dr. Keith Nord



Dr. G. Bradford Wright



Dr. David E. Yakin



ATHLETIC TRAINING ROOM

With three Skyhawk training room locations throughout the UT Martin athletic facilities, student-athletes can be assured of receiving the best medical attention and rehabilitation available. The primary athletic training room facilities are located in the Skyhawk Fieldhouse. There are also satellite athletic training room locations in the Bob Carroll Football Building and near Pat Head Summitt Court in Skyhawk Arena.

The Skyhawk Fieldhouse athletic training room was renovated in 2007 as part of a \$1.9 million dollar renovation of the entire Skyhawk Fieldhouse and Kathleen and Tom Elam Center. Included in the renovation was an updated whirlpool rehabilitation room where student-athletes can receive aqua rehabilitation and treatment. The athletic training room also contains multiple examination stations with the latest in rehabilitation equipment.

The athletic training staff uses a comprehensive approach to the injury care and wellness of student-athletes by utilizing state-of-the-art diagnostic and treatment equipment with the latest methods in the care and prevention of injuries.

Assistant Athletic Director Bart Belew is in his twelfth year as head athletic trainer. Belew, a UT Martin graduate, went on to earn a master's degree and serve as a graduate assistant at Ole Miss where he worked with both the football and baseball programs before a stint at Freed-Hardeman led him to a return to his alma mater in 2000 as the head athletic trainer. He currently has a staff of four full-time certified athletic trainers and support staff of 16 athletic training students.

The athletic training staff is surrounded by many qualified and generous team doctors, through a partnership with Sports Orthopedic and Spine of Jackson, Tenn. Dr. G. Bradford Wright, MD, and Dr. Steve Houseworth, MD, serve as the primary team physicians and are directly responsible for the orthopedic needs of UT Martin student-athletes. Dr. Wright has previously worked as team physician with the US Olympic Track & Field teams, West Tennessee Diamond Jaxx and Memphis Riverkings while Dr. Houseworth has served as a team physician for Louisiana Tech University.

Dr. Wright and Dr. Houseworth are also assisted in the care for Skyhawk student-athletes by the other orthopedic specialist of Sports Orthopedic and Spine; Dr. David E. Yakin, MD, Dr. Keith Nord, MD, Dr. Timothy Sweo, MD, and Dr. John P. Masterson, MD.

The athletic training staff is one support group that the athletic teams cannot do without. They are responsible for staffing all practices and games as well as handling the day-to-day rehabilitation of injured or post-surgery student-athletes.

STRENGTH & CONDITIONING FACILITIES





SKYHAWK STRENGTH & CONDITIONING

The UT Martin strength and conditioning facilities are for the exclusive use of Skyhawk student-athletes as they train for competition, under the direction of strength and conditioning coach Charles Rayburn.

Sport specific workouts are designed by coach Rayburn and supervised at all times by one or more members of the strength and conditioning staff. Each student-athlete is placed in to respective developmental levels according to individual ability and specific regiments are then prescribed and continuously changed based on individual aptitude.

The Skyhawk strength and conditioning philosophy is multi-faceted with a primary emphasis on reducing injuries during the season.

The 3,500 square-foot Skyhawk weight room, located on the second level of Skyhawk Fieldhouse, includes Hammer Strength and Life Fitness machines and weights. This state-of-the-art facility is equipped with modern equipment ranging from self contained Power Lift multi-racks with 6x8 platforms, Olympic lifting bars, a complete line of rubber coated TGX dumbbells, a variety of glute/ham stations, a huge plyometric/medicine ball area, and various other supplemental pieces. The facility offers an unlimited variety of movements and exercises for the student-athlete.

The Skyhawk weight room allows for large enough groups so the student-athletes can train concurrently optimizing efficiency and effectiveness but, small enough to receive individual direction.



Martin is located in the northwest corner of Tennessee in Weakley County. The University of Tennessee at Martin is the only four-year public university outside of Memphis in West Tennessee. Martin is approximately 150 miles from Nashville and Memphis and one hour from Jackson and Paducah, Ky.

MARTIN AND...

Martin is the home of the Tennessee Soybean Festival which is held the week after Labor Day in September each year. Martin also has multiple public parks, an excellent public library, a competitive school system and a community hospital. With a population over 10,000, Martin is a vibrant university town yet still maintains a rural, small-town ambience.

In 1832, William Martin and his wife, Sarah Glass Martin moved to Weakley County where he settled his family. He became a leader in the tobacco industry and by his death in 1859 had secured the passage of an east-west railroad through his property in the county. When his family discovered the Mississippi Central Railroad planned a north-south line in the area in 1872 they offered the railroad free right-of-way across their property if they located the line on their property and offered to donate property for a park in what would be the center of Martin.



Northwest Tennessee encompasses eight rural counties: Lake, Obion, Weakley, Henry, Dyer, Gibson, Carroll and Benton. From Lake and Dyer counties bordering the great Mississippi River to Benton and Henry counties bordering the Tennessee River, Northwest Tennessee abounds in outdoor recreational activity opportunities. Lake and Obion counties are home to Reelfoot Lake State Park and two national wildlife refuge areas. Reelfoot Lake is the only natural lake in Tennessee and popular history says the lake was formed when the region subsided after the New Madrid earthquakes of 1811-1812, and that the Mississippi River flowed backward for 10-24 hours to fill it. Henry county is home to Paris Landing State Park located on the western shore of the Tennessee River which is dammed to form Kentucky Lake.



NORTHWEST TENNESSEE

FORTUNE 500 COMPANIES HEADQUARTERED WITHIN 400 MILES OF UT MARTIN

Tennessee:

AutoZone – Memphis
Dollar General – Goodlettsville
FedEx – Memphis
HCA – Nashville
Unum Financial Group – Chattanooga

Kentucky:

Ashland Incorporated – Covington
Humana – Louisville
Kindred Healthcare – Lexington
Lexmark International – Lexington
Yum Brands – Louisville

Missouri:

Ameren Corp – St. Louis
Anheuser-Busch – St. Louis
Charter Communications – St. Louis
Emerson Electric – St. Louis

Arkansas:

Murphy Oil – El Dorado
Dillard's – Little Rock

Northwest Tennessee is in the Central Time Zone. Memphis or Nashville can be reached from any county within approximately 3 hours. Interstate 40 borders the southern edge of this area and travels east and west and Interstate 55/155 is easily accessible from the western counties and travels north and south. St. Louis is a four-hour drive north. Six Flags at St. Louis is also approximately four hours away.

Many industries are located in the Northwest Tennessee area.

Goodyear has a plant in Obion County and is a major employer in the surrounding counties. Fed-Ex ground has a terminal in Weakley County, and Gibson County has announced that Fed-ex is greatly expanding their processing center located in that county. Weakley County also hosts MTD and Parker-Hannifin corporations. Dyer county is host to Quebecor World and the Sara Lee Corporations.



THE UNIVERSITY OF TENNESSEE AT MARTIN CAMPUS MAP

- | | | |
|---|---|--|
| 1. Bettye Giles Field (softball) | 10. Prentice Cooper Hall | 18. Communications Building |
| 2. Pacer Pond | 11. Frank Clement Hall | 19. Business Administration Building |
| 3. Fitness Trail | 12. Skyhawk Dining Services | 20. Cecil M. and Boyce A. Gooch Hall |
| 4. James C. Henson Tennis Center | 13. Ed and Carolyn Boling University Center | 21. Holland McCombs Center |
| 5. Gordon Browning Hall | 14. Paul Meek Library | 22. Hall-Moody Administration Building |
| 6. Buford Ellington Hall | 15. Crisp Hall | 23. Quadrangle |
| 7. University Village Apartments Phase II | 16. Andy N. Holt Humanities Building | 24. Brehm Hall |
| 8. University Village Apartments Phase I | 17. Sociology Building | 25. Fine Arts Building |
| 9. Student Health Center | | 26. Joseph E. Johnson EPS Building |




THE UNIVERSITY of TENNESSEE **UT** MARTIN

- 27. Skyhawk Tennis Complex
- 28. Margaret N. Perry Children's Center
- 29. Skyhawk Baseball Field
- 30. Skyhawk Track
- 31. Kathleen and Tom Elam Center
- 32. Skyhawk Fieldhouse
- 33. Alumni Center
- 34. Hardy M. Graham Stadium
- 35. Bob Carroll Football Building
- 36. Student Life Center
- 37. Grove Apartments
- 38. Skyhawk Soccer Field
- 39. Student Recreation Center
- 40. Skyhawk Park

*To the far right, off the map:
Agriculture and Natural Resources
Teaching Complex, Power Generation
Facility and the West Tennessee Animal
Disease Diagnostic Laboratory

PAUL MEEK LIBRARY





The Paul Meek Library features an all-night study area, a coffee bar (Captain's Coffee), a student computer lab and numerous group-study rooms. The library collection contains almost a half-million volumes, 33,000 electronic books, 5,000 videotapes, 1000 DVD's, 1,100 print periodical subscriptions, and access to nearly 100 electronic databases indexing more than 10,000 full text journals. The library's media department also offers a picture-scanning service, wireless laptop computers for student use and a multimedia production station.

The 120,000 square feet Paul Meek Library also features an Innovative Interfaces automated system with an online catalog (OPAC), an after-hours study area equipped with a CCTV surveillance system and a Special Collections area, containing among other holdings the congressional papers of Congressman Ed Jones and the legislative papers of former Tennessee Governor Ned Ray McWherter, along with replicas of their offices.



UT MARTIN OFFERS HIGH-QUALITY ACADEMICS

STARTING
LINEUP

SKYHAWK
ROSTER

COACHING
STAFF

SEASON
PREVIEW

2012 REVIEW

RECORD BOOK

THIS IS
UT MARTIN

- One hundred percent of UT Martin engineering graduates have passed the national Fundamentals of Engineering Exam required for licensure. UT Martin's average exam scores continue to exceed national levels.
- UT Martin nursing graduates continue to have one of the highest passage rates in Tennessee on the NCLEX Exam. In 2008, 100 percent of UT Martin students who took the RN licensure exam passed.
- UT Martin applicants for veterinary school have a high acceptance rate.
- Almost 77 percent of UT Martin full-time faculty hold terminal degrees in their respective areas of expertise. Many are recognized by professional organizations and others as some of the top educators, not only in Tennessee, but also in the nation.
- UT Martin finance students are among the top long-term performers in the Tennessee Valley Authority's annual Investment Challenge Program since its inception. Over the past three years, the UT Martin program has outperformed the returns of the Investment Challenge Program and the S&P 500 Index.
- The Department of History and Philosophy has expanded and internationalized its curriculum by adding courses on Latin America, Mexico, Africa, the Middle East and Asia.
- UT Martin operates study-abroad programs with partner universities in Canada (the University of Quebec at Chicoutimi, the University of New Brunswick at Saint John, Olds College), France (the University of Orleans), Germany (the Technical University of Braunschweig), Japan (Hirosaki University, Hiroshima Jogaquin University), and Spain (the University of Castilla LaMancha).
- UT Martin faculty and staff take students on approximately 15 travel-study trips each year to destinations throughout the U.S. and the world.



Engineering students display original inventions, including this laser-based piano.





The nursing labs offer opportunities for students in the highly acclaimed nursing program to practice their skills.



SHIPPING
LINEUP

SKYHAWK
ROSTER


GOING
SURF

SEASON
PREVIEW

2012 REVIEW

RECORD BOOK

THIS IS
UT MARTIN



UT Martin's Biofuels Research and Education Laboratory includes production units for biodiesel and ethanol.

LIVING AT UT MARTIN & RESIDENCE LIFE

Whether living in campus residence halls or University Village apartment-style housing, the university's residential experience is one of close-knit communities, access to technology, accessibility to class, campus events and dining facilities.

When you choose to live on the UT Martin campus, you're choosing more than just living quarters. You're selecting a location that will help you benefit from college experiences, and you'll increase your chances of graduating.

UT Martin provides a staff of resident directors and advisers whose purpose

is to attend to the needs of student residents. Campus health services, a fitness center, food services, the bookstore, swimming pool, libraries, computer labs, gymnasiums and recreational facilities are within walking distance.

Hall associations plan and organize intramurals, social activities, lectures, discussions, and hall and campus competitions.

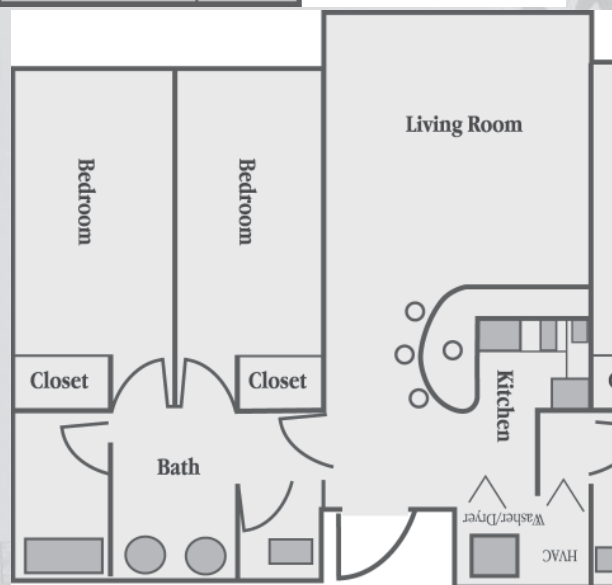
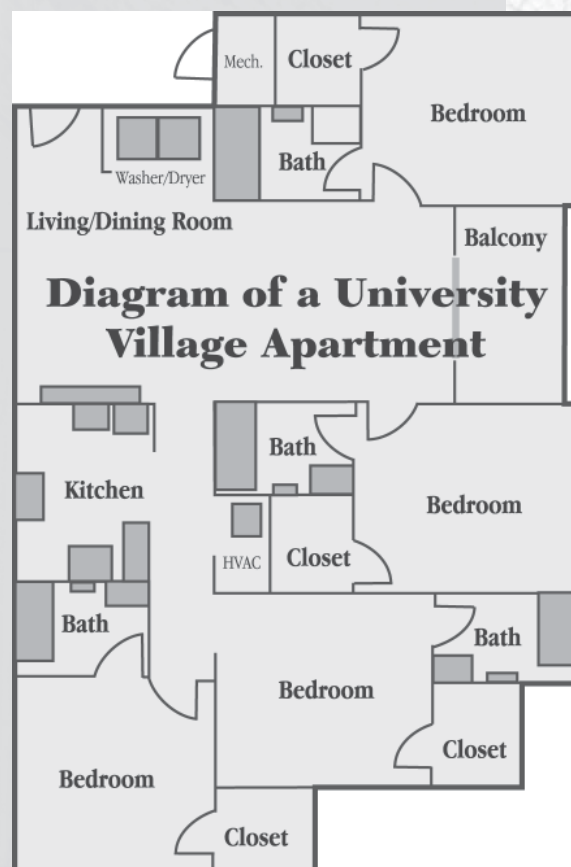
University Village (A-E) offers two-, three- and four-bedroom apartment-style living for almost 400 students. Each fully-furnished apartment offers private bedrooms, private baths, full kitchens, washers and dryers and wireless Internet in each apartment.

University Village, Phase II (F-H) offers one-, two-, three- and four-bedroom apartment-style living. All three four-story buildings are elevator-equipped. Each apartment is fully furnished and features private bedrooms, kitchenette with refrigerator and two-burner cook top, a stack-unit washer/dryer and wireless Internet.

The dining hall and the food court offer a variety of dining options.



University Village Phase I Layout.



University Village Phase II layout.

STARTING LINEUP

SKYHAWK ROSTER

COACHING STAFF

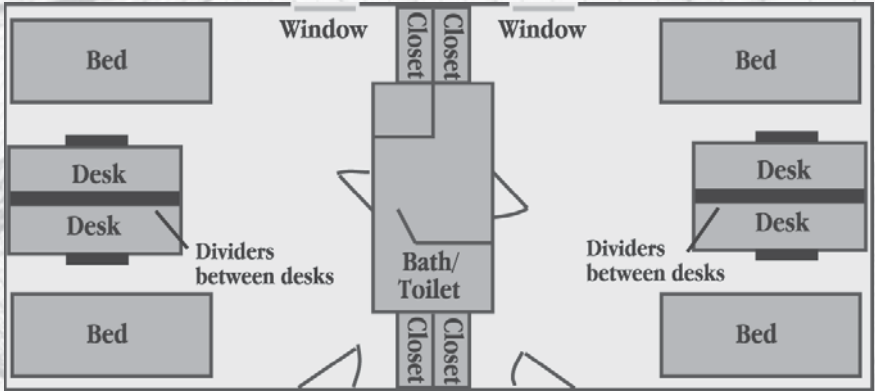
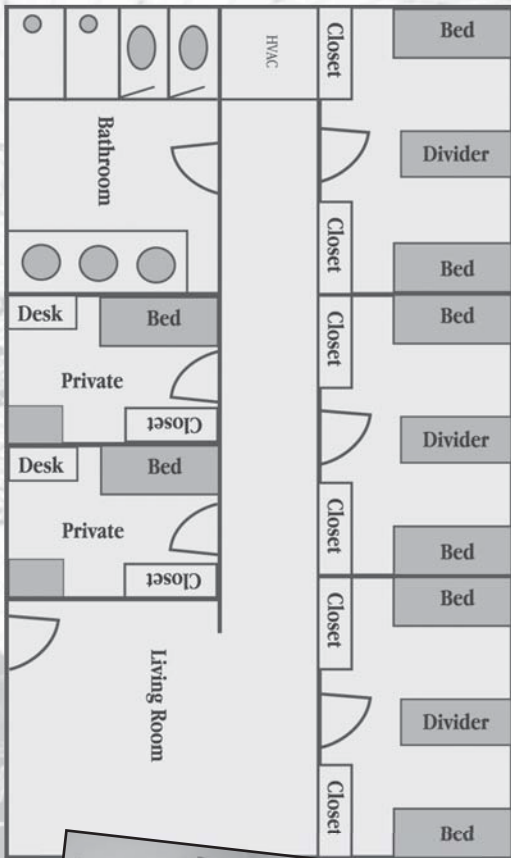
SEASON PREVIEW

2012 REVIEW

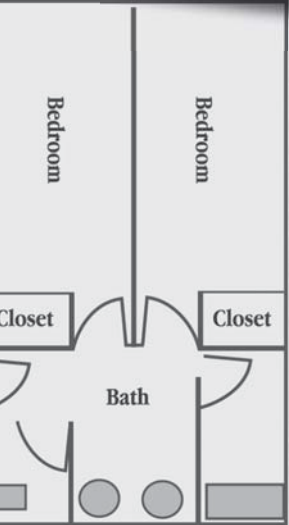
RECORD BOOK

THIS IS UT MARTIN

Cooper Hall layout.



Browning and Ellington Halls have identical room layouts.



University Village apartments have full kitchens and furnished living rooms.

SHIPPING
LINEUP

SKYHAWK
ROSTER

COACHING
STAFF

SEASON
PREVIEW

2012 REVIEW

RECORD BOOK

THIS IS
UT MARTIN

THERE'S LOTS TO DO AT UT MARTIN STUDENT ORGANIZATIONS

UT Martin offers you plenty of ways to get involved. More than 100 organizations provide opportunities to connect on campus and in the community.

- **Academic and Professional Organizations:** These special organizations bring together students and faculty members representing many academic majors. Special programs and activities are available through each group.
- **Honor Organizations:** Students who excel in an academic major can participate in related honor organizations. These groups offer special activities for top students from across campus.
- **Social Organizations:** Have fun, make friends and get involved in campus life through award-winning fraternities, sororities and religiously affiliated groups.
- **Special Interest Organizations:** Get involved with others who share your personal interests. These organizations offer great ways to get engaged on campus and in the community.
- **Sports, Events and Trips:** From intramurals to concerts to hiking trips, you'll find something of interest through many campus-recreation opportunities and student activities.
- **Student-Governing Bodies:** You can make a difference on campus by being involved in student-governing organizations, including the Student Government Association and the Student Activities Council.
- **Cultural Opportunities:** You'll find many opportunities for involvement in music, fine arts and theatre through active cultural groups.
- **Service Organizations:** Service organizations combine having fun and supporting worthwhile causes. Several major university events sponsored by these groups raise funds for charity.



The annual All-Sing competition is a long-standing tradition at UT Martin.



UT Martin students participate in many service activities, from the campus Habitat for Humanity chapter and an active recycling organization to holiday stocking stuffing activities for local youth. However you want to make a difference, UT Martin can give you a way.

SOCIAL ORGANIZATIONS

Fraternities

Alpha Gamma Rho
Alpha Tau Omega
Kappa Alpha Order
Kappa Alpha Psi
Phi Beta Sigma
Phi Sigma Kappa
Pi Kappa Alpha
Sigma Alpha Epsilon
Sigma Phi Epsilon
Sigma Chi
Omega Psi Phi

Sororities

Alpha Delta Pi
Alpha Kappa Alpha
Alpha Omicron Pi
Chi Omega
Delta Sigma Theta
Gamma Kappa Pi
Zeta Tau Alpha
Zeta Phi Beta



Bid Day, when Greek organizations accept new members, is a time of excitement and celebration.

SPECIAL INTEREST ORGANIZATIONS

ALLIES

Black Student Association
Browning Hall Council
College Democrats
College Republicans
Collegiate Bass Anglers
Collegiate Dance Association
Cooper Hall Council
Ellington Hall Council
Free Thinkers Club
Intercollegiate Studies Group
Japanese Animation Research Society
Japanese Language Club
Korean Student Association
Martin Japanese Karate Dojo
Native American Student Association
Non-Traditional Student Association
Peers Advocating Respectful Relationships (PARR)
Skyhawk Rugby Club
Tennessee Governor's School for Agricultural Sciences
Alumni Association
UT Martin Clay Target Club
UT Martin Soccer Club
UT Martin Undeclared Club
Vegetarian Society: Children of the Soy



The LipSync events are some of the most successful philanthropic fund-raising activities at UT Martin.

The UT Martin S.H.A.P.E. Club sponsors an annual 5K run. This year it happened on Earth Day.



2012 OVC CONFERENCE & TOURNAMENT CHAMPIONS

SKYHAWK
LINEUP

SKYHAWK
ROSTER

SKYHAWK
SCHEDULE

SKYHAWK
PREVIEW

2012 REVIEW

RECORD BOOK

THIS IS
UT MARTIN

THERE'S LOTS TO DO AT UT MARTIN STUDENT ORGANIZATIONS

ACADEMIC ORGANIZATIONS

Agronomy Club
American Association of University Women
Block and Bridle Club
Broadcasting Guild
Collegiate 4-H
Collegiate Future Farmers of America
Criminal Justice Society
English Society
Fashion Merchandising Association
Financial Management Association
French Society
GEO Club
German Club
History Club
Institute of Management Accounting
Interior Design Group
Law Society
Mathematical Society
National Agricultural Marketing Association (NAMA)
National Association of Black Journalists
Philosophy Forum
Political Science Club
Pre-Vet Medicine Club
Psychology Club
Public Relations Student Society of America (PRSSA)
S.H.A.P.E. Club
Sigma Alpha-Agricultural Sorority
Sociology/Anthropology Club
Spanish Club
Student Affiliates of the American Chemical Society
Student Dietetic Association
Student Nurses Association
Student Social Work Association
Student Tennessee Education Association
Turf Club
UT Martin Athletic Training Society
UT Martin Percussion Society
Visual Arts Society
Visual Communications Society
Wildlife Society
Writers' Guild

HONOR ORGANIZATIONS

Alpha Delta Mu-National Social Work Honor Society
Alpha Kappa Psi-Business Fraternity
Alpha Phi Sigma-Criminal Justice Honor Society
Alpha Psi Omega-Theater Honor Society
Beta Gamma Sigma-Business Honor Student Organization
Gamma Beta Phi-Honor and Service Organization
Kappa Delta Pi-Education Honor Society
Mu Epsilon Delta-Pre-Med Honor Society
Phi Chi Theta-Business and Economics Honor Society
Phi Kappa Phi-National Honor Society
Phi Mu Alpha Sinfonia-Music Fraternity
Phi Upsilon Omicron-Family/Consumer Sciences Honor Society
Pi Sigma Alpha-Business Fraternity
Pi Sigma Epsilon-Marketing and Management Fraternity
Psi Chi-Psychology Honor Club
Sigma Gamma Epsilon-Earth Science Honor Society
Sigma Tau Delta-English Fraternity
Sigma Theta Tau-International Honor Society of Nursing
Tri Beta-Honorary Biological Society

STARTING
LINEUP

SKYHAWK
ROSTER


COACHING
STAFF

SEASON
PREVIEW

2012 REVIEW

RECORD BOOK

THIS IS
UT MARTIN





The Step Show is an eagerly anticipated part of Greek Week festivities.

INTRAMURAL SPORTS


Flag Football	Volleyball
Basketball	Ultimate Frisbee
Softball	Inner-Tube Water Polo
Soccer	Golf
Indoor Soccer	Tennis

EVENTS

Comedians	Concerts
Holiday Events	SAC Coffee House
Movies	Novelty Fairs
Trips	Speakers

STUDENT GOVERNING ORGANIZATIONS

Student Activities Council
Student Government Association
Interfraternity Alumni Advisory Council
Interfraternity Council
National Pan-Hellenic Council
Panhellenic Council
Undergraduate Alumni Council



CULTURAL OPPORTUNITIES

Art Exhibitions
Chamber Music Ensemble
Dance Ensemble
Faculty Recital Series
Jazz Band
Lecture Series
Museum Exhibitions
New Pacer Singers
Opera Theatre
Pep Band
Percussion Ensemble
Piano Ensemble
Private Music Instruction
Skyhawk Marching Band
Symphonic Band
University Singers
Vanguard Theatre
Wind Ensemble

PROFESSIONAL ORGANIZATIONS

American Society of Civil Engineers
Association for Computing Machinery
Institute of Electronic and Electric Engineers
Sigma Alpha Iota
Society of Automotive Engineers
Society of Manufacturing Engineers
Society of Professional Journalists
Tennessee Institute for Pre-Professionals

SERVICE ORGANIZATIONS

Alpha Phi Omega
Circle K International
Habitat for Humanity
LeBonheur Dance Marathon
Rotoract
UT Martin Student Ambassadors

RELIGIOUS ORGANIZATIONS

Alpha Omega
Baptist Collegiate Ministry
Campus Crusade for Christ
Chi Alpha Christian Fellowship (A Way of Life) AWOL
Church of Christ Student Association
Fellowship of Christian Athletes
Holy Young People Empowered (H.Y.P.E.)
Interfaith Student Center
Nurses Christian Fellowship
Pentecostal Apostolic Leaders of Zion (PALZ)
Reformed University Fellowship (RUF)

SHIPPING
LINEUP

SKYHAWK
ROSTER

GOING
SHIRTS

SEASON
PREVIEW

2012 REVIEW

RECORD BOOK

THIS IS
UT MARTIN

SUCCESS AFTER UT MARTIN

STARTING LINEUP

SKYHAWK ROSTER

COACHING STAFF

SEASON PREVIEW

2012 REVIEW

RECORD BOOK


THIS IS UT MARTIN



"My experience at UT Martin was incredible! The relationships I built with the faculty and staff remain strong today. They made a huge impact on my life, as did my sorority sisters, who to this day are some of my closest friends. I cherish the time I spent at UT Martin."

-Pat Head Summitt
Tennessee Lady Vols Head Coach

- Dr. Margaret Perry ('61) is chancellor emeritus of the University of Tennessee at Martin and was the first female head of a Tennessee four-year college or university.
- Dr. Shirley Raines ('67) is president of the University of Memphis.
- Dr. Nick Dunagan ('68) is chancellor emeritus of The University of Tennessee at Martin.
- Houston Gordon ('68) is a former UT Board of Trustees member and an attorney in Covington, Tenn.
- Dr. C. Pat Taylor ('68) is president of Southwest Baptist University in Missouri.
- Leonard Hamilton ('71) is head coach of the Florida State University men's basketball team.
- Pat Summitt ('74) is head coach emeritus of the eight-time national champion Lady Vols basketball team.
- Dr. Christy Shaffer ('81) is president and CEO of Inspire Pharmaceuticals, Inc., in Durham, N.C.
- Stan Bell ('85) is a well-known radio personality in Memphis.
- Jerry Reese ('87, '88) is senior vice president and general manager of the NFL's New York Giants.
- Van Jones ('90) is an attorney, an internationally recognized human rights and environmental activist and is a special adviser on green jobs to the Obama administration.




"UT Martin provided me with the education and experience that allowed me to follow the exact career path that I desired. The education that I received was of the highest quality, and the whole process was a pure joy for me."

-Charlie Neese
Meteorologist News Channel 5
in Nashville, Tenn.

"Outside my mom and dad, Jerald Ogg (communications faculty member) was probably the biggest influence on me. He told me to make choices that give you more choices. I learned how to learn here. There was no place I couldn't get to from UT Martin."

- Van Jones
Former Special Adviser on green jobs to the
Obama administration



- Charlie Neese ('92) is a meteorologist at News Channel 5 in Nashville.
- Bill Rhodes ('87) is the president and CEO of AutoZone.
- Tasha Blakney ('96) is attorney and partner at Eldridge and Blakney, P.C., in Knoxville, Tenn.
- Trent Latta ('98) is principal and COO at Structural Affiliates International, Inc., in Nashville, Tenn.
- Dr. Amanda Raley Lowery ('02) is the first UT Martin engineering student to earn a doctoral degree and is a research associate in the Vanderbilt University Department of Biomedical Engineering.



Ohio Valley Conference

Now in its 65th year, the Ohio Valley Conference continues to build on the success that has made it the nation's eighth-oldest NCAA Division I conference.

In May 2011 the Conference expanded for the second time in four years, adding Belmont University which begins competition in the 2012-13 academic year. The addition of Belmont gives the OVC 12 members, the most the league has had at one time in its illustrious history. The move added a second team in the city of Nashville and was the first addition to the league since Southern Illinois University Edwardsville joined in 2008.

The 2009-10 school year saw a change in leadership as Beth DeBauche was named the seventh full-time Commissioner in league history on July 28, 2009. She is currently one of just five females to be the head of a Division I conference, and one of just eight to lead a Division I conference all-time. The last three commissioners of the OVC have moved onto jobs as the commissioner of the Big Ten, Big 12 and the Mid-American Conferences.

The OVC's proud history dates back to 1948, but seeds for the new league were actually planted in 1941. It was then that Roy Stewart, the athletics director at Murray State, Charles "Turkey" Hughes, the athletics director at Eastern Kentucky, and Kelly Thompson, the public relations director at Western Kentucky, first broached the idea of forming a new conference. Discussions were put on hold by World War II, but reemerged Feb. 27-28, 1948 at the Kentucky Hotel in Louisville as the three original institutions combined with Morehead State, Louisville and Evansville to form the OVC.

In the 1950s, the OVC became a pioneer on a much more significant scale socially. During times of racial segregation, league member Morehead State became one of the first non-traditionally black mid-southern institutions to accept a black student. In 1958, Marshall Banks earned athletically-related aid at Morehead, which signed a second black athlete, Howard Murphy, a year later. In 1961, Murphy earned all-conference recognition as a halfback in football. With racial barriers broken, the rest of the institutions in the league began to provide educational and athletic opportunities to African-Americans.

In men's basketball, the OVC has now won NCAA Tournament games in four-straight seasons, something that has never happened in league history (three-game winning streaks from 1960-62 and 1987-89 had been the previous best streaks). Over that time period (2009-12) the OVC is one of just nine conferences nationally to win a NCAA Tournament game in each season and one of only three non-BCS leagues (joining the Atlantic 10 and WCC) to do so.

In 2007-08, UT Martin guard Lester Hudson became the first men's Division I player to record a quadruple-double in a game, when he registered 25 points, 12 rebounds, 10 assists and 10 steals in a victory over Central Baptist College. Hudson, who ranked fourth in scoring nationally as a junior, returned for his senior season in 2008-09 and was second nationally in scoring (behind Davidson's Stephen Curry) at 27.5 points a contest. Hudson earned numerous honors (including OVC Player of the Year and OVC Male Athlete of the Year in each 2008 and 2009 and All-American status from several outlets) before being drafted by the Boston Celtics in the 2009 NBA Draft.

In the late 1970s, women's athletics began somewhat of a rebirth on the national scene as the NCAA began sponsoring and marketing women's sports. Recognizing the need to provide increased opportunities for female athletes, the OVC established women's championships in the sports of basketball, tennis and track in 1977, with cross country and volleyball added over the next four years. Those sports were initially governed by the Association of Intercollegiate Athletics for Women (IAIW), but the overall strength of women's programs in the league was demonstrated by the automatic bids the OVC instantly received when the NCAA became the governing body in 1982.

In 2007 the Conference had two teams in the NCAA Women's Soccer Tournament for the first time in league history, as former OVC member Samford earned an at-large selection while Southeast Missouri was the Conference's automatic bid.

The league also had another historical moment in November 2008 when the NCAA awarded Nashville the 2014 NCAA Women's Division I Final Four. The OVC will serve as the host of the prestigious event, which is one of the biggest sporting events the city of Nashville can host. The event will be held at Bridgestone Arena in downtown Nashville.

The OVC has also produced several Olympic athletes, including Murray State's Morgan Hicks, who was a member of the 2004 United States Olympic Rifle Team and Morehead State's Brian Shimer who competed in five Winter Olympics in bobsled (winning a bronze medal in 2002) and coached the 2010 United States bobsled team to its first gold medal since 1948. In addition, some of the greatest players in professional sports were educated at OVC institutions. The list includes former greats such as football's Phil Simms (Morehead State), basketball's Clem Haskins (Western Kentucky) and Bubba Wells (Austin Peay) and two-sport star Steve Hamilton (Morehead State) to present-day standouts like basketball player Trenton Hassell (Austin Peay), football player Tony Romo (Eastern Illinois) and

baseball players George Sherrill (Austin Peay) and Jon Rauch (Morehead State). Hamilton is the only athlete to ever play in the NCAA Basketball Championship, a Major League Baseball World Series (New York Yankees) and a NBA Championship Series (Los Angeles Lakers).

The playing field is not the only place where OVC athletes are working hard. The league also recognizes excellence in the classroom. Six Scholar-Athlete Awards are presented yearly to male and female athletes, while others are commended for their academic success by being Medal of Honor recipients or earning a spot on the Commissioner's Honor Roll. Additionally, the league annually presents one institutional Academic Achievement Award, as well as separate team awards in each Conference-sponsored sport. Since the College Sports Information Directors of America (CoSIDA) Academic All-America program began, the Ohio Valley Conference has had 211 student-athletes honored with the award, including 32 over the last three years (2009-10, 2010-11, 2011-12).

Additionally, the OVC annually presents the Steve Hamilton Sportsmanship Award, in honor of the former Morehead State student-athlete, coach and athletics director, to a junior or senior student-athlete with significant athletic contributions who best exemplifies the characteristics of sportsmanship and citizenship. Most recently, the Conference has also implemented the OVC Institutional and Team Sportsmanship Awards, which are presented to one institution and 18 sport-specific teams voted by their peers to have best exhibited the standards of sportsmanship and ethical conduct as outlined by the OVC and NCAA.

The OVC sponsors the following sports: baseball, basketball, cross country, football, golf, tennis and track for men, and basketball, cross country, golf, soccer, softball, tennis, track and volleyball for women. In addition, the OVC also sponsors the combined men's and women's sport of rifle.

Now in its seventh decade of competition, the OVC has grown significantly from its humble beginnings while increasing the number of athletics opportunities it provides for students. Current league representatives include charter members Eastern Kentucky University, Morehead State University and Murray State University, along with Austin Peay State University, Belmont University, Eastern Illinois University, Jacksonville State University, Southeast Missouri State University, Southern Illinois University Edwardsville, Tennessee State University, Tennessee Technological University and the University of Tennessee at Martin.



BETH DeBAUCHE
Commissioner



BRAD WALKER
Associate
Commissioner/
Operations



JENNIFER GIBBS
Assistant
Commissioner/
Championships



KYLE SCHWARTZ
Assistant
Commissioner/
Media Relations



BRIAN PULLEY
Assistant
Commissioner/
External Affairs



MATT BANKER
Assistant
Commissioner/
Institutional
Services



HEATHER BROWN
Director/
Media Relations



JON KUKA
Director/
OVC Sport
Properties



JENNY KULCHAR
Administrative
Assistant

SKYHAWK ATHLETICS STAFF



Phil Dane
Athletics Director



Bart Belew
Assistant AD/
Athletic Training



Danelle Fabianich
Assistant AD/
Administration &
SWA



Col. Bill Kaler
Assistant AD/
Compliance



Richard Schoeberl
Assistant AD/
External Affairs

SUPPORT STAFF



Tim Barrington
PA Announcer



Chris Brinkley
Skyhawk Radio
Network



Tom Britt
Skyhawk Radio
Network



Jenny Canary
Ticket Manager



Tamika Donaldson
Assistant Athletic
Trainer



Butch Dowty
Equipment
Manager



Stacie Evans
Academic Support
Coordinator



Trudy Henderson
Administrative
Specialist



Vickie Higgs
Administrative
Support Assistant



Joe Lofaro
Sports Information
Director



Katherine Malik
Assistant Athletic
Trainer



Tracie Moss
Athletics
Insurance



Ryne Rickman
Sports Information
Assistant



Retta Riley
Assistant Athletic
Trainer



John Schommer
Faculty Athletic
Representative



Marty Shisler
Marketing/
Skyhawk Club

HEAD COACHES



Bob Beard
Rifle



Donley Canary
Softball



Jerry Carpenter
Men's Golf



Bubba Cates
Baseball



Meghan Cunningham
Equestrian



Jason James
Men's Basketball



John Luthi
Rodeo



Darrin McClure
Volleyball



Kevin McMillan
Women's Basketball



Phil McNamara
Soccer



Gordon Sanders
Men's & Women's
Cross Country



Jason Simpson
Football



Fran Spears
Cheerleading



Dennis Taylor
Women's Tennis



2013 UT MARTIN SOFTBALL TEAM



Back Row L-R: AC Ashley Archer, Kenzi Tate, Samantha McClure, Kayla Wade, Stephanie Nidiffer, Mikala Torrence, Kelsey Dixon, AC Daniel Farmer.

Middle Row L-R: Rachel Scrum, Jessie Britt, Lindsey Feigl, Deven Wilson, Autumn Glenn, Casey Vincent, Lauren Smith, Kristen Lackey.

Front Row L-R: HC Donley Canary, Morgan Lewis, Katie Reiff, Leah Taylor, Becca Williams, Lydia Biggerstaff, AC Sarah Daws.



2013 SOFTBALL SCHEDULE

DATE	OPPONENT	TIME	DATE	OPPONENT	TIME
FEB. 8	1- LOUISIANA TECH	3 P.M.	MAR. 27	AT SAINT LOUIS	3 P.M.
FEB. 8	1- AT SOUTHEASTERN LOUISIANA	5:30 P.M.	MAR. 29	*AUSTIN PEAY (2)	1 P.M.
FEB. 9	1- SAINT LOUIS	10 A.M.	MAR. 30	*AUSTIN PEAY	1 P.M.
FEB. 9	1- DELAWARE	12:30 P.M.	APR. 3	EVANSVILLE (2)	4 P.M.
FEB. 10	1- SOUTHERN	10 A.M.	APR. 6	AT *TENNESSEE TECH (2)	NOON
FEB. 16	2- MERCER	10:30 A.M.	APR. 7	AT *JACKSONVILLE STATE (2)	NOON
FEB. 16	2- BALL STATE	1 P.M.	APR. 10	SIU CARBONDALE	4 P.M.
FEB. 17	2- AT KENNESAW STATE	10 A.M.	APR. 13	*MURRAY STATE (2)	1 P.M.
FEB. 17	2- UAB	12:30 P.M.	APR. 14	*MURRAY STATE	1 P.M.
FEB. 22	3- MIDDLE TENNESSEE	9 A.M.	APR. 16	MIDDLE TENNESSEE	3 P.M.
FEB. 22	3- MISSISSIPPI VALLEY STATE	3:45 P.M.	APR. 20	*MOREHEAD STATE (2)	NOON
FEB. 23	3- MCNEESE STATE	1:30 P.M.	APR. 21	*EASTERN KENTUCKY (2)	NOON
FEB. 23	3- AT OLE MISS	3:45 P.M.	APR. 24	MEMPHIS	4 P.M.
FEB. 24	3- DRAKE	9 A.M.	APR. 27	*EASTERN ILLINOIS (2)	1 P.M.
MAR. 4	4- SACRED HEART	3 P.M.	APR. 28	*EASTERN ILLINOIS	1 P.M.
MAR. 4	4- HOLY CROSS	5 P.M.	MAY 4	AT *SOUTHEAST MISSOURI (2)	1 P.M.
MAR. 5	4- SAINT FRANCIS	1 P.M.	MAY 5	AT *SOUTHEAST MISSOURI	1 P.M.
MAR. 5	4- DETROIT MERCY	3 P.M.	MAY 9-11	OVC TOURNAMENT	TBA
MAR. 7	4- PENN	11 A.M.			
MAR. 7	4- PENN	1 P.M.			
MAR. 8	4- SOUTH DAKOTA	9 A.M.			
MAR. 8	4- NIAGARA	11 A.M.			
MAR. 13	OLE MISS	3 P.M.			
MAR. 16	AT *SIU-EDWARDSVILLE (2)	1 P.M.			
MAR. 17	AT *SIU-EDWARDSVILLE	1 P.M.			
MAR. 20	TREVECCA	4 P.M.			
MAR. 23	AT *TENNESSEE STATE (2)	NOON			
MAR. 24	AT *BELMONT (2)	NOON			

- 1- SOUTHEASTERN LOUISIANA LIONS CLASSIC
- 2- KENNESAW STATE TOURNAMENT (ATLANTA, GA.)
- 3- OLE MISS TOURNAMENT (OXFORD, MISS.)
- 4- REBEL SPRING GAMES (ORLANDO, FLA.)